



NAMIBIA COVID-19 SITUATION REPORT NO. 308

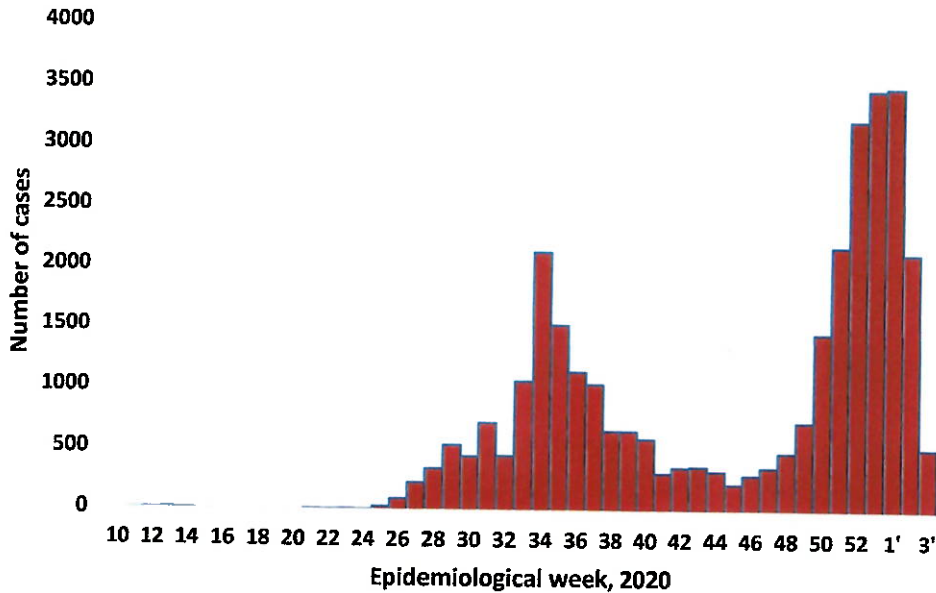
Outbreak Name	COVID-19 outbreak	Country affected	Namibia
Date & Time	20.01.2021 17h00	Investigation start Date	13 March 2020
Prepared by	Surveillance Team		



- A total of **31515** cases have been recorded to-date, representing **1%** of the population.
- More male cases **15931 (51%)** were recorded compared to female cases **15584 (49%)**.
- Of the total confirmed cases, **1505 (5%)** Health Workers (HWs) have tested positive for COVID-19 to-date.
 - 1143 (76%) State; 358 (24%) Private, 4 (0.3%) Non-Governmental Organizations.
 - 1238 (82%) recoveries and 6 (0.4%) deaths.
- The recovery rate now stands at **93%**.
- All fourteen (14) regions have reported confirmed cases; Khomas and Erongo regions reported the highest with **13746 (44%)** and **6586 (21%)** respectively.
- Of the total fatalities, **254 (82%)** are COVID-19 deaths while **56 (18%)** are COVID-19 related deaths.

Table 1: Distribution of confirmed COVID-19 cases by region, 20 January 2021

Region	Total No. of cases	Active cases	Recoveries	Cumulative Deaths	Deaths in 24 hours	Cumulative deaths with co-morbidities	Non-COVID deaths	Health Workers
Erongo	6618	513	6028	73	1	70	4	173
Hardap	1265	18	1239	8	0	6	0	33
//Kharas	2073	142	1914	17	0	14	0	94
Kavango East	534	82	446	6	0	3	0	60
Kavango West	22	12	9	1	0	1	0	1
Khomas	13825	123	13569	133	3	124	0	699
Kunene	758	54	699	5	0	5	0	42
Ohangwena	504	80	420	3	0	1	1	28
Omaheke	522	111	402	8	0	5	0	27
Omusati	469	92	373	4	0	2	0	26
Oshana	2041	210	1809	22	0	17	0	158
Oshikoto	1137	306	829	1	0	1	1	76
Otjozondjupa	1428	99	1306	24	3	17	0	67
Zambezi	319	127	187	5	1	4	0	21
Total	31515	1969	29230	310	9	270	6	1505



➤ A highest peak of **3485 (11%)** cases was recorded during week 54 (Figure 1).

Figure 1: Epi-curve for confirmed COVID-19 cases As of 20 January 2021

Table 2: COVID-19 specimen recorded at the Laboratories As of 20 January 2021

VARIABLES	TOTAL
Total samples received by the Laboratory	245699
Total samples tested	234560
Total samples re-tested	11021
Total positive results	31515
Total negative results	202981
Total samples discarded	117
Invalid results	1
Total pending results	0
Indeterminant/Inconclusive	64
Suspected cases in 24 hours (excludes re-tests)	1850

- To date, **245581** tests (including **11021** re-tests) have been conducted by NIP, Path-Care, NAMDEB, UNAM, Namib Poultry and Central Veterinary laboratories.
- Since the beginning of the outbreak, **51487** contacts of confirmed cases have been identified, **302** new contacts were identified within the last 24 hours from 12 regions.
- Cumulatively, **51445** contacts have completed their monitoring period, while a total of **6898 (22%)** contacts of confirmed cases have tested positive.
- Today, **4485 (76%)** out of **5895** active contacts monitored.

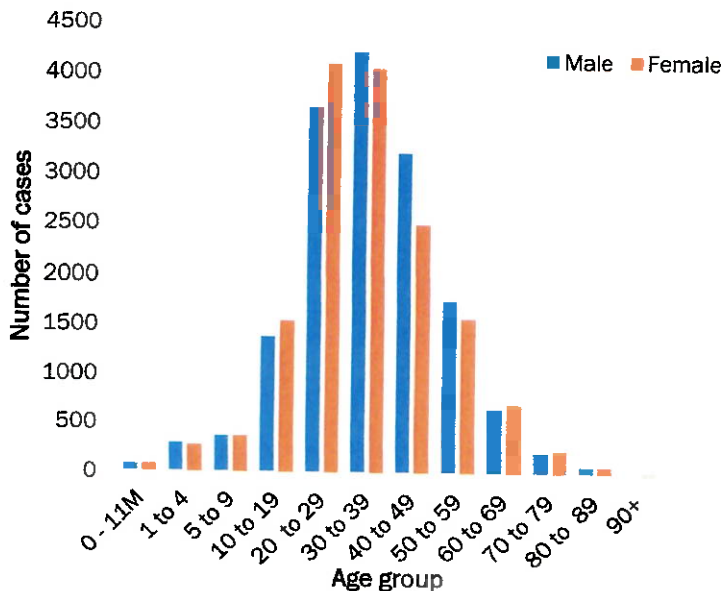


Figure 2: Age and Sex distribution of COVID-19 confirmed cases, as of 20 January 2021

- Of the total confirmed cases, **21778 (69%)** are in the 20-49 years age-brackets which constitutes the majority of the recorded cases.
- A total of **3672 (12%)** of the confirmed cases are among the 5-19 years category.
- The under 5 years age group make **725 (2%)** of the total cases whereas, **2001 (6%)** are above 60 years of age.

**Table 3: Number of people in mandatory quarantine facilities
20 January 2021**

Region	Newly quarantined 24 Hrs.	Cumulative number	Number discharged	Number in quarantine now
Erongo	0	4787	4688	99
Hardap	19	1252	1195	57
Kavango	3	1012	956	56
Khomas	7	3137	3122	15
//Kharas	0	4636	4266	370
Kunene	0	2531	2030	501
Ohangwena	0	608	605	3
Omaheke	74	2776	2552	224
Omusati	3	533	523	10
Oshana	0	393	392	1
Oshikoto	13	5719	5184	535
Otjozondjupa	0	1130	1095	35
Zambezi	0	1305	1288	17
Total	119	29819	27896	1923

- Since March 2020, **29819** people have been placed into mandatory quarantine facilities around the country.
- A total of **1923** people are currently in quarantine, with **119** new admissions.

PUBLIC HEALTH ACTION(S)

- Public awareness on COVID-19 prevention measures is ongoing.
- The government and developmental partners continue to prioritise continuation of essential health services.

CHALLENGES

- Lack of isolation units and facilities in the regions.
- Non-adherence to COVID-19 prevention measures by the general public.


RECOMMENDATIONS

- Establish fully equipped isolation units and facilities throughout the country.
- Continue to give awareness on the importance of adhering to COVID -19 prevention measures; with the involvement of the Security Cluster.

APPROVED



INCIDENT MANAGER
20 JANUARY 2021



SECRETARIAT

For enquiries, please contact
Namibia Public Health Emergency Operations Centre;

 PHEOC@mhss.gov.na

 0800 100 100

 0851 100 100