



NAMIBIA COVID-19 SITUATION REPORT NO. 319

Outbreak Name	COVID-19 outbreak	Country affected	Namibia
Date & Time	31.01.2021 17h00	Investigation start Date	13 March 2020
Prepared by	Surveillance Team		

HIGHLIGHTS/SITUATION UPDATE (31/01/2021)

TOTAL

Tested 264797

Confirmed 34168

Active 1244

Recovered 32564

Death 353

TODAY

Tested 2107

Confirmed 224

Active 1244

Recovered 186

Death 0

- A total of **34168** cases have been recorded to-date, representing **1%** of the population.
- More male cases **17275 (51%)** were recorded compared to female cases **16893 (49%)**.
- Of the total confirmed cases, **1620 (5%)** Health Workers (HWs) have tested positive for COVID-19 to-date.
 - 1247 (77%) State; 370 (23%) Private, 4 (0.2%) Non-Governmental Organizations.
 - 1463 (90%) recoveries and 6 (0.4%) deaths.
- The recovery rate now stands at **95%**.
- All fourteen (14) regions have reported confirmed cases; Khomas and Erongo regions reported the highest with **14361 (42%)** and **6963 (20%)** respectively.
- Of the total fatalities, **288 (81%)** are COVID-19 deaths while **65 (19%)** are COVID-19 related deaths.

Table 1: Distribution of confirmed COVID-19 cases by region, 31 January 2021

Region	Total No. of cases	Active cases	Recoveries	Cumulative Deaths	Deaths in 24 hours	Cumulative deaths with co-morbidities	Non-COVID deaths	Health Workers
Erongo	6963	137	6745	77	0	74	4	180
Hardap	1400	43	1345	12	0	12	0	34
//Kharas	2245	14	2211	19	0	16	0	100
Kavango East	815	210	595	10	0	7	0	78
Kavango West	48	17	29	2	0	2	0	1
Khomas	14361	118	14101	143	0	134	0	724
Kunene	870	58	807	5	0	5	0	45
Ohangwena	615	67	537	9	0	6	2	36
Omaheke	642	22	611	9	0	6	0	33
Omusati	594	49	541	4	0	2	0	28
Oshana	2252	215	2014	23	0	18	0	165
Oshikoto	1287	75	1206	5	0	5	1	87
Otjozondjupa	1651	121	1502	28	0	21	0	80
Zambezi	425	98	320	7	0	5	0	30
Total	34168	1244	32564	353	0	313	7	1620

EPIDEMIOLOGICAL SITUATION IN NAMIBIA

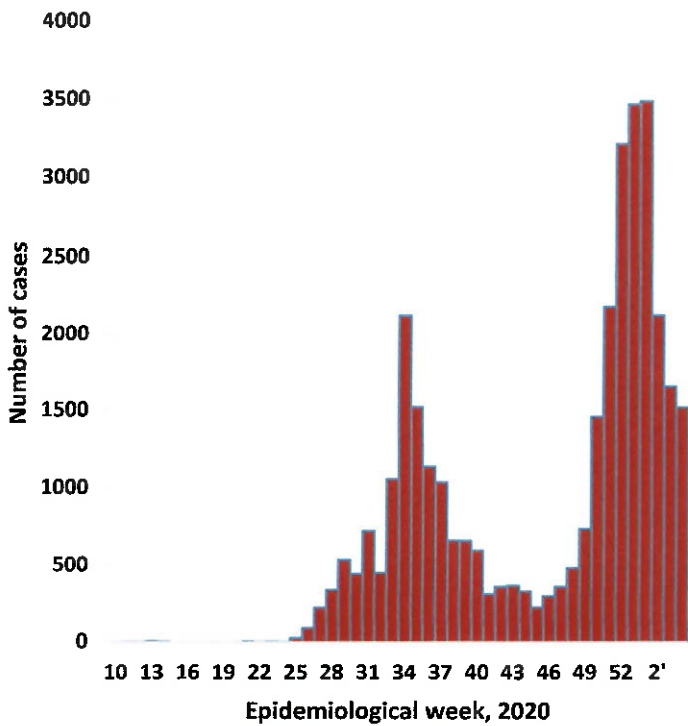


Figure 1: Epi-curve for confirmed COVID-19 cases As of 31 January 2021

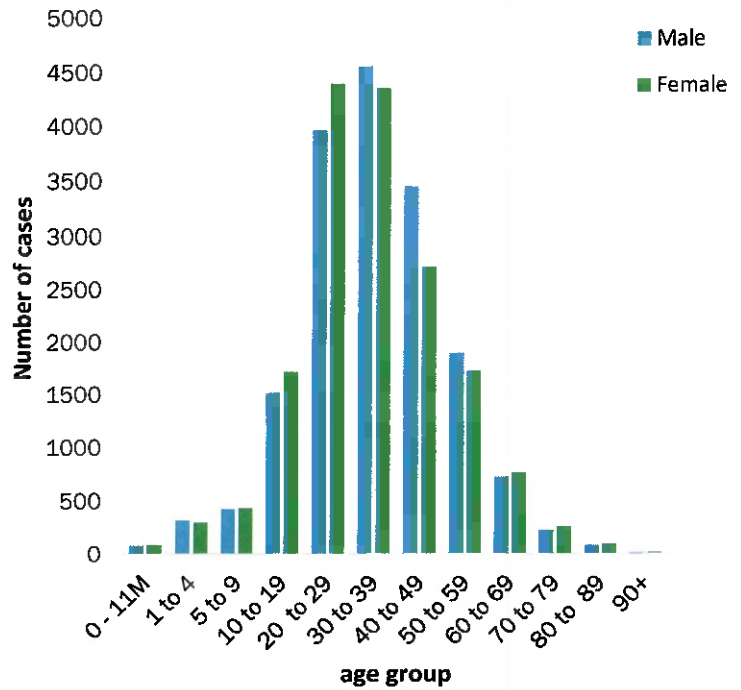


Figure 2: Age and Sex distribution of COVID-19 confirmed cases, as of 31 January 2021

- A highest peak of **3485 (10%)** cases was recorded during week 53 (Figure 1).

The National Call Center continues operations for 24 hours daily.

Today (31/01/2021), **612** calls were answered including **50** alerts.

- Of the total confirmed cases, **23448 (69%)** are in the 20-49 years age-brackets which constitutes the majority of the recorded cases.
- A total of **4099 (12%)** of the confirmed cases are among the 5-19 years category.
- The under 5 years age group make **796 (2%)** of the total cases whereas, **2200 (6%)** are above 60 years of age.

Table 2: COVID-19 specimen recorded at the Laboratories As of 31 January 2021

VARIABLES	TOTAL
Total samples received by the Laboratory	264914
Total samples tested	253527
Total samples re-tested	11270
Total positive results	34168
Total negative results	219306
Total samples discarded	117
Invalid results	0
Total pending results	46
Indeterminant/Inconclusive	7
Suspected cases in 24 hours (excludes re-tests)	2102

- To date, **264797** tests (including **11270** re-tests) have been conducted by NIP, Path-Care, NAMDEB, UNAM, Namib Poultry and Central Veterinary laboratories.
- Since the beginning of the outbreak, **61648** contacts of confirmed cases have been identified, **172** new contacts were identified within the last 24 hours from 12 regions.
- Cumulatively, **56353** contacts have completed their monitoring period, while a total of **7727 (23%)** contacts of confirmed cases have tested positive.
- Today, **329 (66%)** out of **5021** active contacts monitored.

**Table 3: Number of people in mandatory quarantine facilities
31 January 2021**

Region	Newly quarantined 24 Hrs.	Cumulative number	Number discharged	Number in quarantine now
Erongo	4	4977	4888	89
Hardap	5	1301	1276	25
Kavango	0	1030	1006	24
Khomas	0	3145	3140	5
//Kharas	0	4760	4610	150
Kunene	1	2672	2567	105
Ohangwena	0	609	608	1
Omaheke	166	3158	2945	213
Omusati	0	540	534	6
Oshana	0	393	393	0
Oshikoto	0	6045	5575	470
Otjozondjupa	0	1334	1321	13
Zambezi	0	1322	1306	16
Total	176	31286	30169	1117

- Since March 2020, **31286** people have been placed into mandatory quarantine facilities around the country.
- A total of **1117** people are currently in quarantine, with **176** new admissions.

PUBLIC HEALTH ACTION(S)

- Mechanisms are underway on how to roll out the vaccine nationwide once it is made available.
- Public awareness on COVID-19 prevention measures is ongoing.
- The government and developmental partners continue to prioritise continuation of essential health services.


CHALLENGES

- Lack of isolation units and facilities in the regions.
- Non-adherence to COVID-19 prevention measures by the general public.

RECOMMENDATIONS

- Establish fully equipped isolation units and facilities throughout the country.
- Continue to give awareness on the importance of adhering to COVID-19 prevention measures; with the involvement of the Security Cluster.

APPROVED



INCIDENT MANAGER

31 JANUARY 2021



SECRETARIAT

For enquiries, please contact
Namibia Public Health Emergency Operations Centre:

 PHEOC@mhss.gov.na

 0800 100 100

 0851 100 100