



## NAMIBIA COVID-19 SITUATION REPORT NO. 317

|                        |                     |                                 |               |
|------------------------|---------------------|---------------------------------|---------------|
| <b>Outbreak Name</b>   | COVID-19 outbreak   | <b>Country affected</b>         | Namibia       |
| <b>Date &amp; Time</b> | 29.01.2021<br>17h00 | <b>Investigation start Date</b> | 13 March 2020 |
| <b>Prepared by</b>     | Surveillance Team   |                                 |               |

### HIGHLIGHTS/SITUATION UPDATE (29/01/2021)

#### TOTAL

Tested 261587

Confirmed 33832

Active 1180

Recovered 32295

Death 350

#### TODAY

Tested 1129

Confirmed 136

Active 1180

Recovered 643

Death 8

- A total of **33832** cases have been recorded to-date, representing **1%** of the population.
- More male cases **17094 (50%)** were recorded compared to female cases **16738 (50%)**.
- Of the total confirmed cases, **1612 (5%)** Health Workers (HWs) have tested positive for COVID-19 to-date.
  - 1238 (77%) State; 370 (23%) Private, 4 (0.2%) Non-Governmental Organizations.
  - 1463 (91%) recoveries and 6 (0.4%) deaths.
- The recovery rate now stands at **95%**.
- All fourteen (14) regions have reported confirmed cases; Khomas and Erongo regions reported the highest with **14315 (42%)** and **6889 (20%)** respectively.
- Of the total fatalities, **286 (82%)** are COVID-19 deaths while **64 (18%)** are COVID-19 related deaths.

**Table 1: Distribution of confirmed COVID-19 cases by region, 29 January 2021**

| Region       | Total No. of cases | Active cases | Recoveries   | Cumulative Deaths | Deaths in 24 hours | Cumulative deaths with co-morbidities | Non-COVID deaths | Health Workers |
|--------------|--------------------|--------------|--------------|-------------------|--------------------|---------------------------------------|------------------|----------------|
| Erongo       | 6889               | 162          | 6646         | 77                | 1                  | 74                                    | 4                | 180            |
| Hardap       | 1390               | 36           | 1343         | 11                | 1                  | 11                                    | 0                | 34             |
| //Kharas     | 2239               | 26           | 2194         | 19                | 0                  | 16                                    | 0                | 100            |
| Kavango East | 790                | 228          | 552          | 10                | 0                  | 7                                     | 0                | 76             |
| Kavango West | 42                 | 11           | 29           | 2                 | 1                  | 2                                     | 0                | 1              |
| Khomas       | 14315              | 133          | 14040        | 142               | 1                  | 133                                   | 0                | 723            |
| Kunene       | 851                | 39           | 807          | 5                 | 0                  | 5                                     | 0                | 45             |
| Ohangwena    | 583                | 36           | 537          | 8                 | 4                  | 4                                     | 2                | 35             |
| Omaheke      | 636                | 54           | 573          | 9                 | 0                  | 6                                     | 0                | 33             |
| Omusati      | 565                | 29           | 532          | 4                 | 0                  | 2                                     | 0                | 27             |
| Oshana       | 2226               | 189          | 2014         | 23                | 0                  | 18                                    | 0                | 164            |
| Oshikoto     | 1273               | 61           | 1206         | 5                 | 0                  | 5                                     | 1                | 86             |
| Otjondjupa   | 1629               | 99           | 1502         | 28                | 0                  | 21                                    | 0                | 78             |
| Zambezi      | 404                | 77           | 320          | 7                 | 0                  | 5                                     | 0                | 30             |
| <b>Total</b> | <b>33832</b>       | <b>1180</b>  | <b>32295</b> | <b>350</b>        | <b>8</b>           | <b>309</b>                            | <b>7</b>         | <b>1612</b>    |

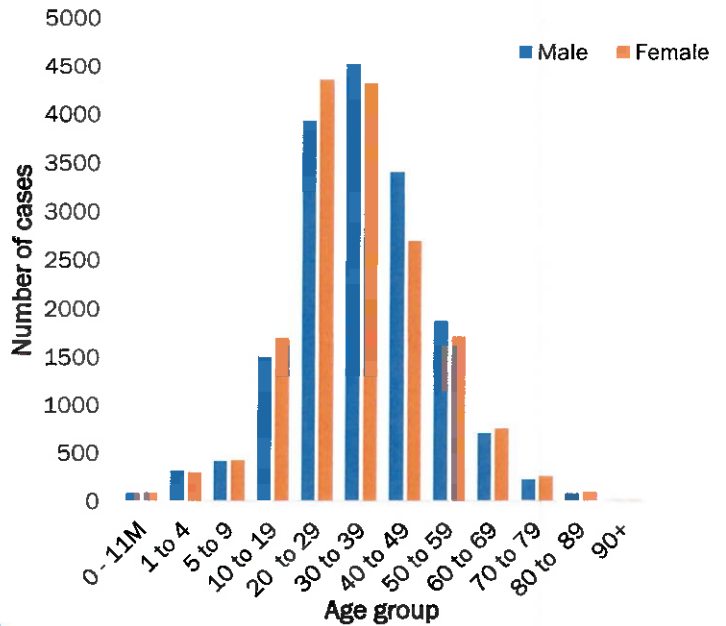
## EPIDEMIOLOGICAL SITUATION IN NAMIBIA

**Table 2: COVID-19 specimen recorded at the Laboratories  
As of 29 January 2021**

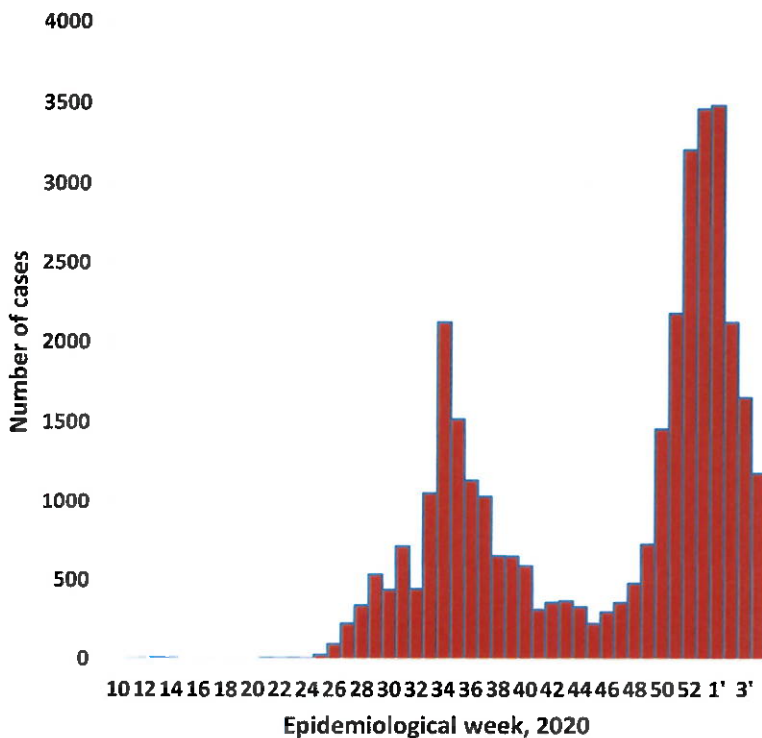
| VARIABLES                                       | TOTAL  |
|---|--------|
| Total samples received by the Laboratory        | 261704 |
| Total samples tested                            | 250346 |
| Total samples re-tested                         | 11241  |
| Total positive results                          | 33832  |
| Total negative results                          | 216461 |
| Total samples discarded                         | 117    |
| Invalid results                                 | 0      |
| Total pending results                           | 46     |
| Indeterminant/Inconclusive                      | 7      |
| Suspected cases in 24 hours (excludes re-tests) | 1112   |

- To date, **261587** tests (including **11241** re-tests) have been conducted by NIP, Path-Care, NAMDEB, UNAM, Namib Poultry and Central Veterinary laboratories.
- Since the beginning of the outbreak, **61402** contacts of confirmed cases have been identified, **399** new contacts were identified within the last 24 hours from 10 regions.
- Cumulatively, **56055** contacts have completed their monitoring period, while a total of **7695 (23%)** contacts of confirmed cases have tested positive.
- Today, **3270 (64%)** out of **5080** active contacts monitored.

- Of the total confirmed cases, **23239 (69%)** are in the 20-49 years age-brackets which constitutes the majority of the recorded cases.
- A total of **4052 (12%)** of the confirmed cases are among the 5-19 years category.
- The under 5 years age group make **788 (2%)** of the total cases whereas, **2168 (6%)** are above 60 years of age.



**Figure 1: Age and Sex distribution of COVID-19 confirmed cases, as of 29 January 2021**



**Figure 2: Epi-curve for confirmed COVID-19 cases, As of 29 January 2021**

- A highest peak of **3485 (10%)** cases was recorded during week 54 (Figure 2).

The National Call Center continues operations for 24 hours daily.

Today (29/01/2021), **675** calls were answered including **91** alerts.

**Table 3: Number of people in mandatory quarantine facilities, 29 January 2021**

| Region       | Newly quarantined 24 Hrs. | Cumulative number | Number discharged | Number in quarantine now |
|--------------|---------------------------|-------------------|-------------------|--------------------------|
| Erongo       | 0                         | 4973              | 4888              | 85                       |
| Hardap       | 3                         | 1295              | 1273              | 22                       |
| Kavango      | 0                         | 1029              | 997               | 32                       |
| Khomas       | 0                         | 3145              | 3140              | 5                        |
| //Kharas     | 0                         | 4760              | 4610              | 150                      |
| Kunene       | 2                         | 2671              | 2567              | 104                      |
| Ohangwena    | 0                         | 609               | 608               | 1                        |
| Omaheke      | 0                         | 2992              | 2740              | 252                      |
| Omusati      | 0                         | 540               | 532               | 8                        |
| Oshana       | 0                         | 393               | 393               | 0                        |
| Oshikoto     | 21                        | 6045              | 5575              | 470                      |
| Otjozondjupa | 0                         | 1334              | 1321              | 13                       |
| Zambezi      | 0                         | 1322              | 1305              | 17                       |
| <b>Total</b> | <b>26</b>                 | <b>31108</b>      | <b>29949</b>      | <b>1159</b>              |

- Since March 2020, **31108** people have been placed into mandatory quarantine facilities around the country.
- A total of **1159** people are currently in quarantine, with **26** new admissions.

#### PUBLIC HEALTH ACTION(S)

- Mechanisms are underway on how to roll out the vaccine nationwide once it is made available.
- Public awareness on COVID-19 prevention measures is ongoing.
- The government and developmental partners continue to prioritise continuation of essential health services.

#### CHALLENGES


- Lack of isolation units and facilities in the regions.
- Non-adherence to COVID-19 prevention measures by the general public.

#### RECOMMENDATIONS

- Establish fully equipped isolation units and facilities throughout the country.
- Continue to give awareness on the importance of adhering to COVID -19 prevention measures; with the involvement of the Security Cluster.

APPROVED


  
 INCIDENT MANAGER  
 29 JANUARY 2021

  
 SECRETARIAT

For enquiries, please contact  
 Namibia Public Health Emergency Operations Centre;

 [PHEOC@mhss.gov.na](mailto:PHEOC@mhss.gov.na)

 0800 100 100

 0851 100 100