



NAMIBIA COVID-19 SITUATION REPORT NO. 327

Outbreak Name	COVID-19 outbreak	Country affected	Namibia
Date & Time	08.02.2021 17h00	Investigation start Date	13 March 2020
Prepared by	Surveillance Team		

HIGHLIGHTS/SITUATION UPDATE (08/02/2021)

TOTAL

Tested 273805

Confirmed 35201

Active 1142

Recovered 33675

Death 377

TODAY

Tested 1185

Confirmed 131

Active 1142

Recovered 102

Death 2

- A total of **35201** cases have been recorded to-date, representing **1%** of the population.
- More male cases **17825 (51%)** were recorded compared to female cases **17376 (49%)**.
- Of the total confirmed cases, **1661 (5%)** Health Workers (HWs) have tested positive for COVID-19 to-date.
 - 1276 (77%) State; 377 (23%) Private, 4 (0.2%) Non-Governmental Organizations.
 - 1598 (96%) recoveries and 6 (0.4%) deaths.
- The recovery rate now stands at **96%**.
- All fourteen (14) regions have reported confirmed cases; Khomas and Erongo regions reported the highest with **14625 (42%)** and **7128 (20%)** respectively.
- Of the total fatalities, **304 (81%)** are COVID-19 deaths while **73 (19%)** are COVID-19 related deaths.

Table 1: Distribution of confirmed COVID-19 cases by region, 08 February 2021

Region	Total No. of cases	Active cases	Recoveries	Cumulative Deaths	Cumulative deaths with co-morbidities	Non-COVID deaths	Health Workers
Erongo	7128	228	6816	80	77	4	185
Hardap	1444	15	1416	13	13	0	35
//Karas	2283	30	2230	22	18	0	104
Kavango East	919	232	676	11	8	0	85
Kavango West	68	33	33	2	2	0	1
Khomas	14625	93	14380	153	143	0	734
Kunene	879	24	849	6	6	0	45
Ohangwena	647	21	612	12	9	2	38
Omaheke	705	66	630	9	6	0	35
Omusati	624	27	593	4	2	0	29
Oshana	2338	57	2258	23	18	0	168
Oshikoto	1359	146	1206	6	6	1	91
Otjozondjupa	1710	25	1656	29	22	0	81
Zambezi	472	145	320	7	5	0	30
Total	35201	1142	33675	377	335	7	1661

Table 2: COVID-19 specimen recorded at the Laboratories As of 08 February 2021

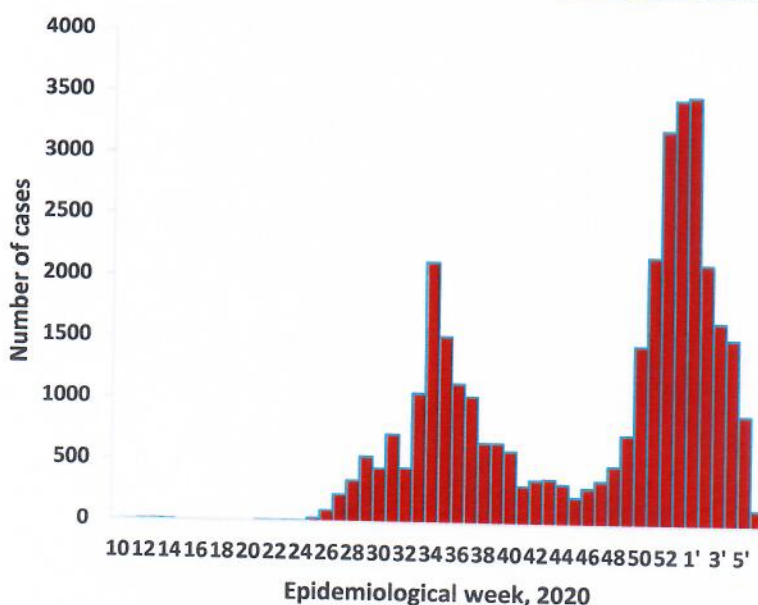
VARIABLES	TOTAL
Total samples received by the Laboratory	273922
Total samples tested	262423
Total samples re-tested	11382
Total positive results	35201
Total negative results	227169
Total samples discarded	117
Invalid results	0
Total pending results	46
Indeterminant/Inconclusive	7
Suspected cases in 24 hours (excludes re-tests)	1162

- To date, **273805** tests (including **11382** re-tests) have been conducted by NIP, Path-Care, NAMDEB, UNAM, Namib Poultry and Central Veterinary laboratories.
- Since the beginning of the outbreak, **63912** contacts of confirmed cases have been identified, **373** new contacts were identified within the last 24 hours from 14 regions.
- Cumulatively, **59558** contacts have completed their monitoring period, while a total of **8209 (23%)** contacts of confirmed cases have tested positive.
- Today, **275 (7%)** out of **3815** active contacts monitored.

Table 3: Number of people in mandatory quarantine facilities, 08 February 2021

Region	Newly quarantined 24 Hrs.	Cumulative number	Number discharged	Number in quarantine now
Erongo	0	5158	4933	225
Hardap	7	1323	1310	13
Kavango	0	1064	1032	32
Khomas	3	3162	3148	14
//Kharas	0	4760	4637	123
Kunene	2	2734	2652	82
Ohangwena	6	622	616	6
Omaheke	51	3313	3119	194
Omusati	0	543	541	2
Oshana	0	394	393	1
Oshikoto	0	6589	6118	471
Otjozondjupa	0	1334	1321	13
Zambezi	0	1334	1330	4
Total	69	32330	31150	1180

- Since March 2020, **32330** people have been placed into mandatory quarantine facilities around the country.
- A total of **1180** people are currently in quarantine, with **69** new admissions.



- A highest peak of **3485 (10%)** cases was recorded during week 53 (Figure 1).

Figure 1: Epi-curve for confirmed COVID-19 cases, As of 08 February 2021

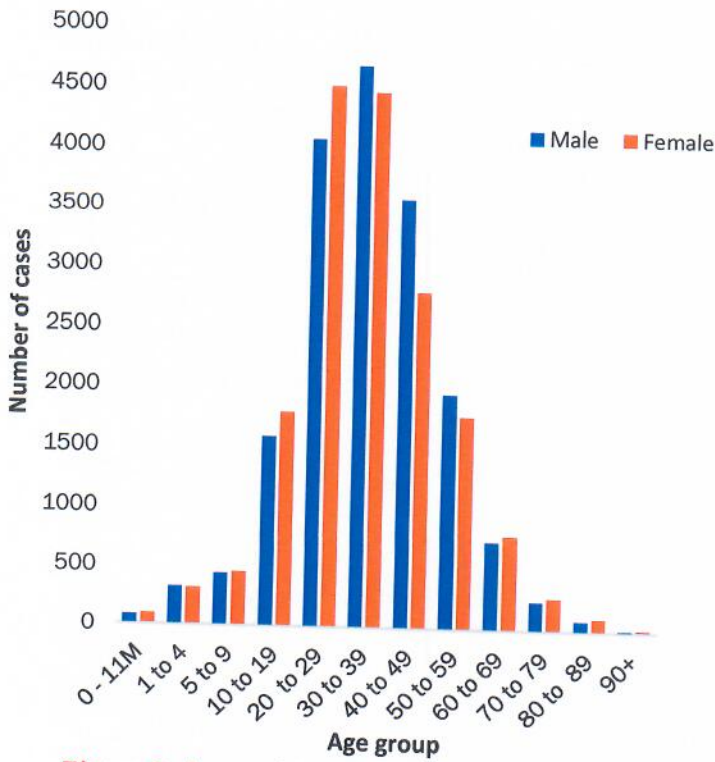


Figure 2: Age and Sex distribution of COVID-19 confirmed cases, as of 08 February 2021

- Of the total confirmed cases, **24104 (68%)** are in the 20-49 years age-brackets which constitutes the majority of the recorded cases.
- A total of **4266 (12%)** of the confirmed cases are among the 5-19 years category.
- The under 5 years age group make **820 (2%)** of the total cases whereas, **2282 (6%)** are above 60 years of age.

PUBLIC HEALTH ACTION(S)

- Mechanisms are underway on how to roll out the vaccine nationwide once it is made available.
- The government and developmental partners continue to prioritise continuation of essential health services.

CHALLENGES

- Non-adherence to COVID-19 prevention measures by the general public.


RECOMMENDATIONS

- Continue to give awareness on the importance of adhering to COVID -19 prevention measures; with the involvement of the Security Cluster.

APPROVED



INCIDENT MANAGER
 08 February 2021



SECRETARIAT

For enquiries, please contact
Namibia Public Health Emergency Operations Centre;

 PHEOC@mhss.gov.na
 0800 100 100
 0851 100 100