



NAMIBIA COVID-19 SITUATION REPORT NO. 318

Outbreak Name	COVID-19 outbreak	Country affected	Namibia
Date & Time	30.01.2021 17h00	Investigation start Date	13 March 2020
Prepared by	Surveillance Team		

HIGHLIGHTS/SITUATION UPDATE (30/01/2021)

TOTAL	TODAY
Tested 262690	Tested 1103
Confirmed 33944	Confirmed 112
Active 1206	Active 1206
Recovered 32378	Recovered 83
Death 353	Death 3

- A total of **33944** cases have been recorded to-date, representing **1%** of the population.
- More male cases **17172 (51%)** were recorded compared to female cases **16772 (49%)**.
- Of the total confirmed cases, **1612 (5%)** Health Workers (HWs) have tested positive for COVID-19 to-date.
 - 1238 (77%) State; 370 (23%) Private, 4 (0.2%) Non-Governmental Organizations.
 - 1463 (91%) recoveries and 6 (0.4%) deaths.
- The recovery rate now stands at **95%**.
- All fourteen (14) regions have reported confirmed cases; Khomas and Erongo regions reported the highest with **14331 (42%)** and **6942 (20%)** respectively.
- Of the total fatalities, **287 (81%)** are COVID-19 deaths while **66 (19%)** are COVID-19 related deaths.

Table 1: Distribution of confirmed COVID-19 cases by region, 30 January 2021

Region	Total No. of cases	Active cases	Recoveries	Cumulative Deaths	Deaths in 24 hours	Cumulative deaths with co-morbidities	Non-COVID deaths	Health Workers
Erongo	6942	163	6698	77	0	74	4	180
Hardap	1390	35	1343	12	1	12	0	34
//Kharas	2239	26	2194	19	0	16	0	100
Kavango East	791	229	552	10	0	7	0	76
Kavango West	48	17	29	2	0	2	0	1
Khomas	14331	118	14071	142	0	133	0	723
Kunene	858	46	807	5	0	5	0	45
Ohangwena	583	34	537	10	2	6	2	35
Omaheke	638	56	573	9	0	6	0	33
Omusati	565	29	532	4	0	2	0	27
Oshana	2227	190	2014	23	0	18	0	164
Oshikoto	1273	61	1206	5	0	5	1	86
Otjozondjupa	1637	107	1502	28	0	21	0	78
Zambezi	422	95	320	7	0	5	0	30
Total	33944	1206	32378	353	3	312	7	1612

EPIDEMIOLOGICAL SITUATION IN NAMIBIA

**Table 2: COVID-19 specimen recorded at the Laboratories
As of 30 January 2021**

VARIABLES	TOTAL
Total samples received by the Laboratory	262807
Total samples tested	251425
Total samples re-tested	11265
Total positive results	33944
Total negative results	217428
Total samples discarded	117
Invalid results	0
Total pending results	46
Indeterminant/Inconclusive	7
Suspected cases in 24 hours (excludes re-tests)	1079

- To date, **262690** tests (including **11265** re-tests) have been conducted by NIP, Path-Care, NAMDEB, UNAM, Namib Poultry and Central Veterinary laboratories.
- Since the beginning of the outbreak, **61476** contacts of confirmed cases have been identified, **165** new contacts were identified within the last 24 hours from 9 regions.
- Cumulatively, **56220** contacts have completed their monitoring period, while a total of **7721 (23%)** contacts of confirmed cases have tested positive.
- Today, **3518 (71%)** out of **4965** active contacts monitored.

- Of the total confirmed cases, **23308 (69%)** are in the 20-49 years age-brackets which constitutes the majority of the recorded cases.
- A total of **4064 (12%)** of the confirmed cases are among the 5-19 years category.
- The under 5 years age group make **790 (2%)** of the total cases whereas, **2179 (6%)** are above 60 years of age.

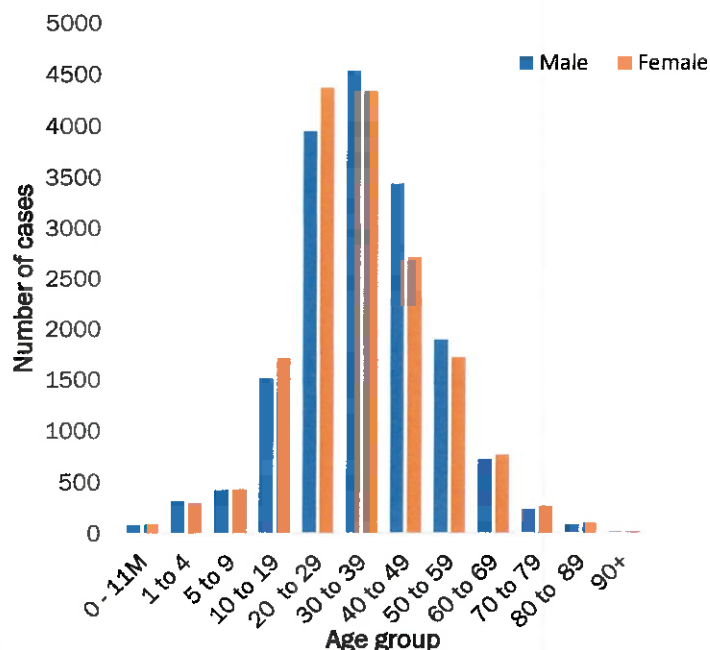
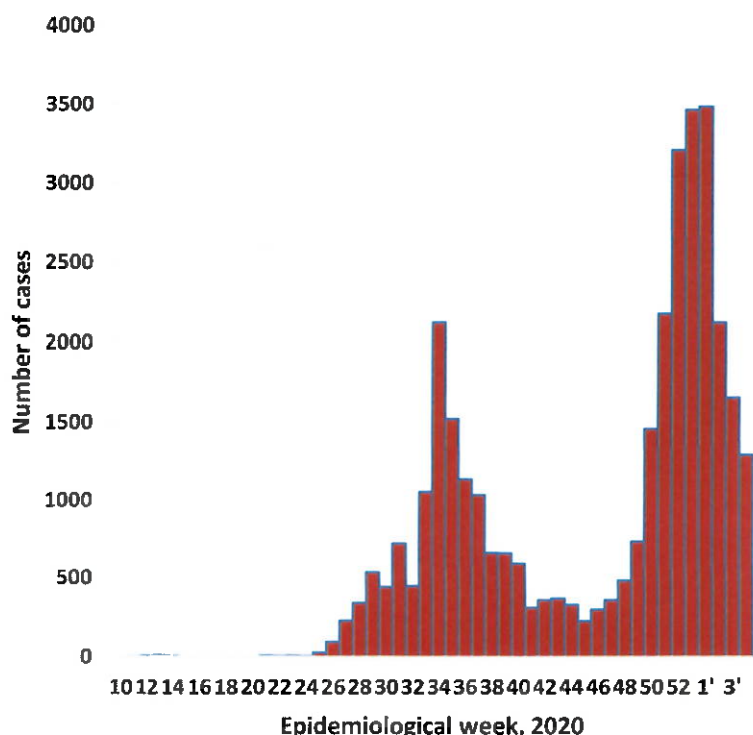


Figure 1: Age and Sex distribution of COVID-19 confirmed cases, as of 30 January 2021



- A highest peak of **3485 (10%)** cases was recorded during week 53 (Figure 2).

The National Call Center continues operations for 24 hours daily.

Today (30/01/2021), **638** calls were answered including **79** alerts.

Figure 2: Epi-curve for confirmed COVID-19 cases, As of 30 January 2021

Table 3: Number of people in mandatory quarantine facilities, 30 January 2021

Region	Newly quarantined 24 Hrs.	Cumulative number	Number discharged	Number in quarantine now
Erongo	0	4973	4888	85
Hardap	1	1296	1275	21
Kavango	1	1030	1004	26
Khomas	0	3145	3140	5
//Kharas	0	4760	4610	150
Kunene	0	2671	2567	104
Ohangwena	0	609	608	1
Omaheke	0	2992	2740	252
Omusati	0	540	532	8
Oshana	0	393	393	0
Oshikoto	0	6045	5575	470
Otjozondjupa	0	1334	1321	13
Zambezi	0	1322	1305	17
Total	2	31110	29958	1152

➤ Since March 2020, **31110** people have been placed into mandatory quarantine facilities around the country.

➤ A total of **1152** people are currently in quarantine, with **2** new admissions.

PUBLIC HEALTH ACTION(S)

- Mechanisms are underway on how to roll out the vaccine nationwide once it is made available.
- Public awareness on COVID-19 prevention measures is ongoing.
- The government and developmental partners continue to prioritise continuation of essential health services.

CHALLENGES

- Lack of isolation units and facilities in the regions.
- Non-adherence to COVID-19 prevention measures by the general public.


RECOMMENDATIONS

- Establish fully equipped isolation units and facilities throughout the country.
- Continue to give awareness on the importance of adhering to COVID -19 prevention measures; with the involvement of the Security Cluster.

APPROVED



 INCIDENT MANAGER
 30 JANUARY 2021




 SECRETARIAT

For enquiries, please contact
 Namibia Public Health Emergency Operations Centre;

 PHEOC@mhss.gov.na

 0800 100 100

 0851 100 100