



NAMIBIA COVID-19 SITUATION REPORT NO. 335

Outbreak Name	COVID-19 outbreak	Country affected	Namibia
Date & Time	16.02.2021 17h00	Investigation start Date	13 March 2020
Prepared by	Surveillance Team		



TOTAL	TODAY
Tested 283358	Tested 987
Confirmed 36440	Confirmed 74
Active 1598	Active 1598
Recovered 34440	Recovered 77
Death 394	Death 2

- A total of **36440** cases have been recorded to-date, representing **1%** of the population.
- More male cases **18457 (51%)** were recorded compared to female cases **17983 (49%)**.
- Of the total confirmed cases, **1691 (5%)** Health Workers (HWs) have tested positive for COVID-19 to-date.
 - 1302 (77%) State; 381 (23%) Private, 4 (0.2%) Non-Governmental Organizations.
 - 1648 (97%) recoveries and 6 (0.4%) deaths.

- The recovery rate now stands at **95%**.
- All fourteen (14) regions have reported confirmed cases; Khomas and Erongo regions reported the highest with **14854 (41%)** and **7221 (20%)** respectively.
- Of the total fatalities, **315 (80%)** are COVID-19 deaths while **79 (20%)** are COVID-19 related deaths.

Table 1: Distribution of confirmed COVID-19 cases by region, 16 February 2021

Region	Total No. of cases	Active cases	Recoveries	Cumulative Deaths	Cumulative deaths with co-morbidities	Non-COVID deaths	Health Workers
Erongo	7221	189	6941	87	83	4	187
Hardap	1494	64	1416	14	13	0	35
//Kharas	2330	43	2260	26	22	0	104
Kavango East	1066	201	852	13	9	0	86
Kavango West	138	89	47	2	2	0	1
Khomas	14854	101	14600	154	144	0	743
Kunene	890	34	849	7	7	0	46
Ohangwena	687	39	634	12	9	2	42
Omaheke	728	29	690	9	6	0	35
Omusati	708	48	656	4	2	0	30
Oshana	2419	111	2284	24	19	0	173
Oshikoto	1635	421	1206	6	6	2	94
Otjozondjupa	1774	60	1685	29	22	0	84
Zambezi	496	169	320	7	5	0	31
Total	36440	1598	34440	394	349	8	1691

EPIDEMIOLOGICAL SITUATION IN NAMIBIA

**Table 2: Number of people in mandatory quarantine facilities
16 February 2021**

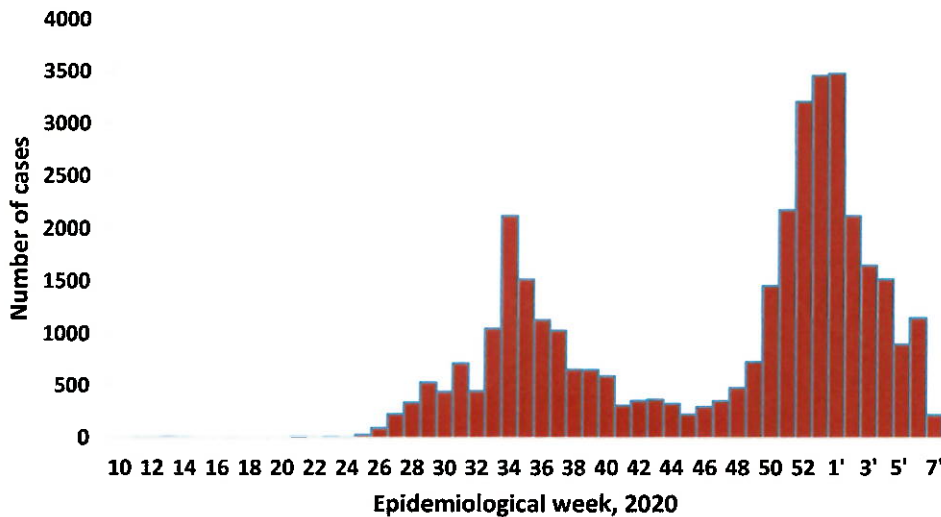
Region	Newly quarantined 24 Hrs.	Cumulative number	Number discharged	Number in quarantine now
Erongo	0	5158	4933	225
Hardap	1	1352	1343	9
Kavango	0	1082	1078	4
Khomas	1	3168	3162	6
//Kharas	0	4760	4637	123
Kunene	0	2777	2742	35
Ohangwena	0	631	628	3
Omaheke	0	3447	3337	110
Omusati	0	543	541	2
Oshana	0	399	395	4
Oshikoto	327	8049	6597	1452
Otjozondjupa	24	1358	1334	24
Zambezi	8	1345	1332	13
Total	361	34069	32059	2010

➤ Since March 2020, **34069** people have been placed into mandatory quarantine facilities around the country.

➤ A total of **2010** people are currently in quarantine, with **361** new admissions.

The National Call Center continues operations for 24 hours daily.

Today (16/02/2021), **573** calls were answered including **79** alerts.



➤ A highest peak of **3485 (10%)** cases was recorded during week 54 (Figure 1).

**Figure 1: Epi-curve for confirmed COVID-19 cases
As of 16 February 2021**

**Table 3: COVID-19 specimen recorded at the Laboratories
As of 16 February 2021**

VARIABLES	TOTAL
Total samples received by the Laboratory	283475
Total samples tested	271907
Total samples re-tested	11451
Total positive results	36440
Total negative results	235414
Total samples discarded	117
Invalid results	0
Total pending results	46
Indeterminant/Inconclusive	7
Suspected cases in 24 hours (excludes re-tests)	973

➤ To date, **283358** tests (including **11451** re-tests) have been conducted by NIP, Path-Care, NAMDEB, UNAM, Namib Poultry and Central Veterinary laboratories.

➤ Since the beginning of the outbreak, **66799** contacts of confirmed cases have been identified, **536** new contacts were identified within the last 24 hours from 13 regions.

➤ Cumulatively, **61923** contacts have completed their monitoring period, while a total of **8629 (24%)** contacts of confirmed cases have tested positive.

➤ Today, **3045 (67%)** out of **4567** active contacts monitored.

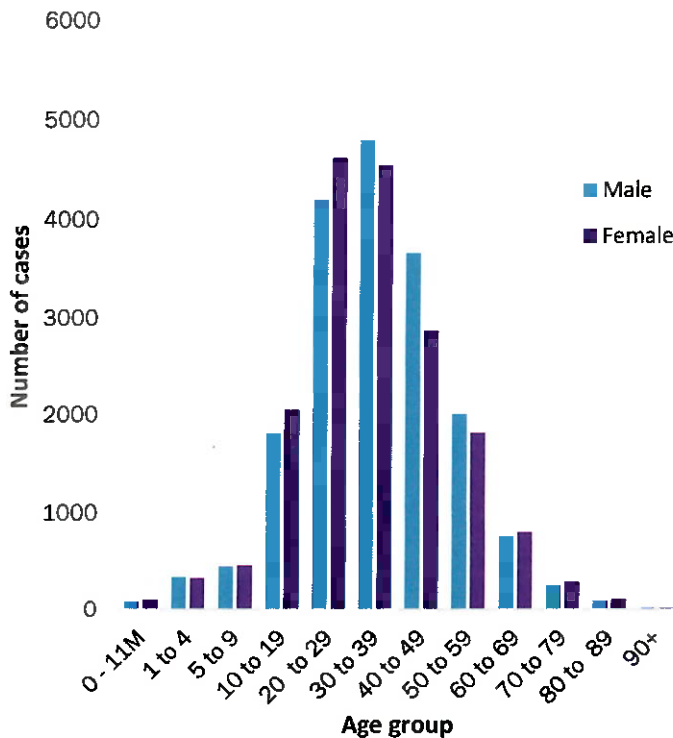


Figure 2: Age and Sex distribution of COVID-19 confirmed cases, as of 16 February 2021

- Of the total confirmed cases, **24681 (68%)** are in the 20-49 years age-brackets which constitutes the majority of the recorded cases.
- A total of **4761 (13%)** of the confirmed cases are among the 5-19 years category.
- The under 5 years age group make **843 (2%)** of the total cases whereas, **2337 (6%)** are above 60 years of age.

PUBLIC HEALTH ACTION(S)

- Mechanisms are underway on how to roll out the vaccine nationwide once it is made available.
- The government and developmental partners continue to prioritise the continuation of essential health services.


CHALLENGES

- Non-adherence to COVID-19 prevention measures by the general public.


RECOMMENDATIONS

- Continue to give awareness on the importance of adhering to COVID -19 prevention measures; with the involvement of the Security Cluster.

APPROVED



 INCIDENT MANAGER
 16 FEBRUARY 2021




 SECRETARIAT

For enquiries, please contact
 Namibia Public Health Emergency Operations Centre:

 PHEOC@mhss.gov.na

 0800 100 100

 0851 100 100