



NAMIBIA COVID-19 SITUATION REPORT NO. 336

Outbreak Name	COVID-19 outbreak	Country affected	Namibia
Date & Time	17.02.2021 17h00	Investigation start Date	13 March 2020
Prepared by	Surveillance Team		



TOTAL	TODAY
Tested 284994	Tested 1635
Confirmed 36680	Confirmed 240
Active 1702	Active 1702
Recovered 34576	Recovered 136
Death 394	Death 0

- A total of **36680** cases have been recorded to-date, representing **1%** of the population.
- More male cases **18565 (51%)** were recorded compared to female cases **18115 (49%)**.
- Of the total confirmed cases, **1699 (5%)** Health Workers (HWs) have tested positive for COVID-19 to-date.
 - 1309 (77%) State; 382 (22%) Private, 4 (0.2%) Non-Governmental Organizations.
 - 1648 (97%) recoveries and 6 (0.4%) deaths.

- The recovery rate now stands at **94%**.
- All fourteen (14) regions have reported confirmed cases; Khomas and Erongo regions reported the highest with **14899 (41%)** and **7239 (20%)** respectively.
- Of the total fatalities, **315 (80%)** are COVID-19 deaths while **79 (20%)** are COVID-19 related deaths.

Table 1: Distribution of confirmed COVID-19 cases by region, 17 February 2021

Region	Total No. of cases	Active cases	Recoveries	Cumulative Deaths	Cumulative deaths with co-morbidities	Non-COVID deaths	Health Workers
Erongo	7239	124	7024	87	83	4	187
Hardap	1505	75	1416	14	13	0	35
//Kharas	2334	46	2261	26	22	0	104
Kavango East	1068	203	852	13	9	0	86
Kavango West	139	90	47	2	2	0	1
Khomas	14899	111	14635	154	144	0	745
Kunene	894	38	849	7	7	0	46
Ohangwena	712	64	634	12	9	2	45
Omaheke	740	24	707	9	6	0	35
Omusati	726	66	656	4	2	0	30
Oshana	2440	132	2284	24	19	0	176
Oshikoto	1694	480	1206	6	6	2	94
Otjozondjupa	1793	79	1685	29	22	0	84
Zambezi	497	170	320	7	5	0	31
Total	36680	1702	34576	394	349	8	1699

EPIDEMIOLOGICAL SITUATION IN NAMIBIA

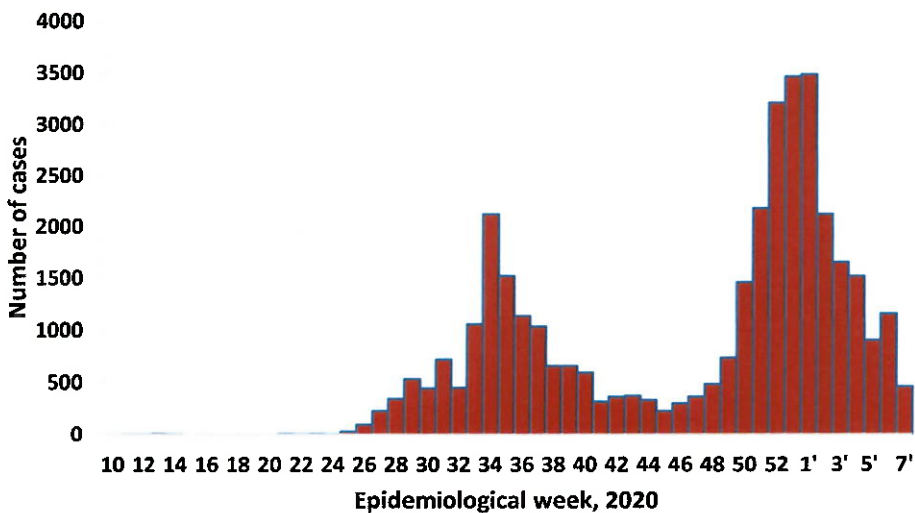
**Table 2: Number of people in mandatory quarantine facilities
17 February 2021**

Region	Newly quarantined 24 Hrs.	Cumulative number	Number discharged	Number in quarantine now
Erongo	0	5158	4933	225
Hardap	12	1364	1348	16
Kavango	0	1082	1078	4
Khomas	1	3169	3162	7
//Kharas	0	4760	4637	123
Kunene	43	2820	2747	73
Ohangwena	0	631	628	3
Omaheke	131	3578	3362	216
Omusati	0	543	543	0
Oshana	0	399	395	4
Oshikoto	167	8216	6607	1609
Otjozondjupa	0	1358	1334	24
Zambezi	3	1348	1332	16
Total	357	34426	32106	2320

- Since March 2020, **34426** people have been placed into mandatory quarantine facilities around the country.
- A total of **2320** people are currently in quarantine, with **357** new admissions.

The National Call Center continues operations for 24 hours daily.

Today (17/02/2021), **546** calls were answered including **80** alerts.



- A highest peak of **3485 (10%)** cases was recorded during week 54 (Figure 1).

**Figure 1: Epi-curve for confirmed COVID-19 cases
As of 17 February 2021**

**Table 3: COVID-19 specimen recorded at the Laboratories
As of 17 February 2021**

VARIABLES	TOTAL
Total samples received by the Laboratory	285110
Total samples tested	273528
Total samples re-tested	11466
Total positive results	36680
Total negative results	236795
Total samples discarded	117
Invalid results	0
Total pending results	46
Indeterminant/Inconclusive	7
Suspected cases in 24 hours (excludes re-tests)	1620

- To date, **284994** tests (including **11466** re-tests) have been conducted by NIP, Path-Care, NAMDEB, UNAM, Namib Poultry and Central Veterinary laboratories.
- Since the beginning of the outbreak, **67177** contacts of confirmed cases have been identified, **378** new contacts were identified within the last 24 hours from 9 regions.
- Cumulatively, **62270** contacts have completed their monitoring period, while a total of **8695 (24%)** contacts of confirmed cases have tested positive.
- Today, **2143 (47%)** out of **4598** active contacts monitored.

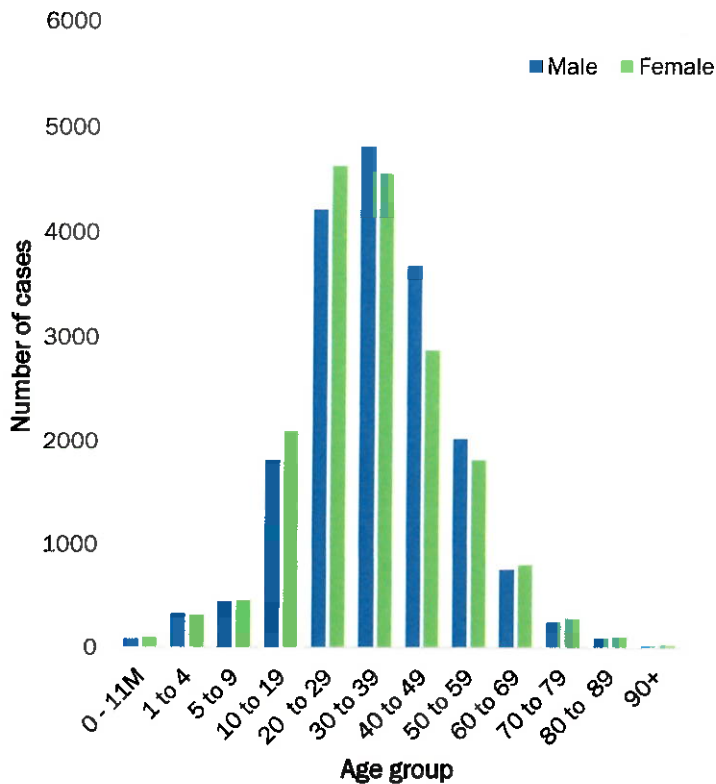


Figure 2: Age and Sex distribution of COVID-19 confirmed cases, as of 17 February 2021

- Of the total confirmed cases, **24799 (68%)** are in the 20-49 years age-brackets which constitutes the majority of the recorded cases.
- A total of **4840 (13%)** of the confirmed cases are among the 5-19 years category.
- The under 5 years age group make **848 (2%)** of the total cases whereas, **2348 (6%)** are above 60 years of age.

PUBLIC HEALTH ACTION(S)

- Mechanisms are underway on how to roll out the vaccine nationwide once it is made available.
- The government and developmental partners continue to prioritise the continuation of essential health services.

CHALLENGES

- Non-adherence to COVID-19 prevention measures by the general public.


RECOMMENDATIONS

- Continue to give awareness on the importance of adhering to COVID -19 prevention measures; with the involvement of the Security Cluster.

APPROVED



 INCIDENT MANAGER
 17 FEBRUARY 2021



 SECRETARIAT

For enquiries, please contact
 Namibia Public Health Emergency Operations Centre:

 PHEOC@mhss.gov.na
 0800 100 100
 0851 100 100