



NAMIBIA COVID-19 SITUATION REPORT NO. 341

Outbreak Name	COVID-19 outbreak	Country affected	Namibia
Date & Time	22.02.2021 17h00	Investigation start Date	13 March 2020
Prepared by	Surveillance Team		

HIGHLIGHTS/SITUATION UPDATE (22/02/2021)

TOTAL

Tested 292325

Confirmed 37896

Active 2058

Recoveries 35419

Death 411

TODAY

Tested 1206

Confirmed 154

Active 2058

Recoveries 146

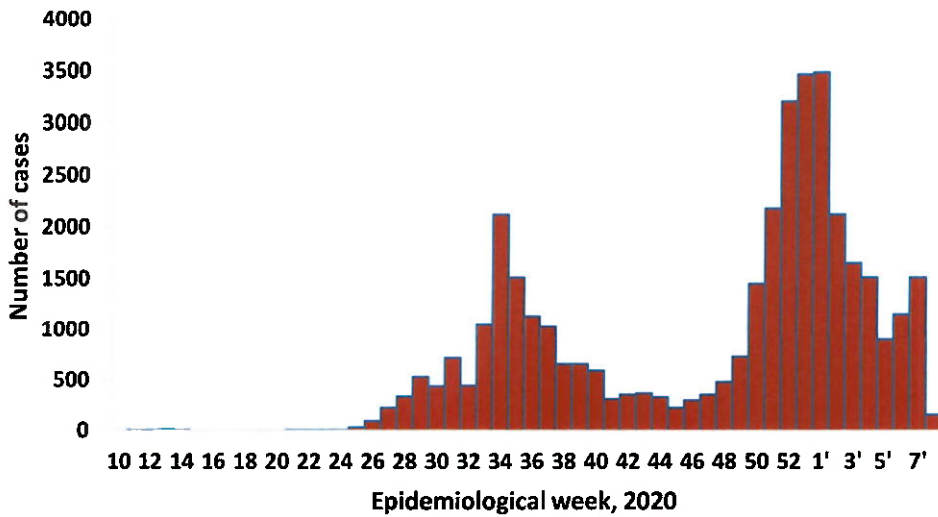
Death 5

- A total of **37896** cases have been recorded to-date, representing **2%** of the population.
- More male cases **19310 (51%)** were recorded compared to female cases **18586 (49%)**.
- Of the total confirmed cases, **1721 (5%)** Health Workers (HWs) have tested positive for COVID-19 to-date.
 - 1327 (77%) State; 386 (22%) Private, 4 (0.2%) Non-Governmental Organizations.
 - 1648 (96%) recoveries and 6 (0.3%) deaths.
- The recovery rate now stands at **93%**.
- All fourteen (14) regions have reported confirmed cases; **Khomas and Erongo** regions reported the highest with **15034 (40%)** and **7353 (19%)** respectively.
- Of the total fatalities, **324 (79%)** are COVID-19 deaths while **87 (21%)** are COVID-19 related deaths.

Table 1: Distribution of confirmed COVID-19 cases by region, 22 February 2021

Region	Total No. of cases	Active cases	Recoveries	Cumulative Deaths	Cumulative deaths with co-morbidities	Non-COVID deaths	Health Workers
Erongo	7353	176	7085	88	84	4	189
Hardap	1556	98	1442	16	13	0	35
//Kharas	2369	64	2277	27	23	0	104
Kavango East	1229	294	922	13	9	0	89
Kavango West	155	12	141	2	2	0	1
Khomas	15034	73	14805	157	146	0	751
Kunene	914	57	849	8	8	0	47
Ohangwena	746	57	674	13	10	2	45
Omaheke	748	23	716	9	6	0	35
Omusati	895	187	704	4	2	0	30
Oshana	2481	150	2306	25	20	0	178
Oshikoto	2024	604	1409	9	9	2	95
Otjozondjupa	1857	56	1769	32	24	0	89
Zambezi	535	207	320	8	6	0	33
Total	37896	2058	35419	411	362	8	1721

EPIDEMIOLOGICAL SITUATION IN NAMIBIA



➤ A highest peak of **3485 (9%)** cases was recorded during week 54 (Figure 1).

The National Call Center continues operations for 24 hours daily.
Today (22/02/2021), **328** calls were answered including **49** alerts.

Figure 1: Epi-curve for confirmed COVID-19 cases, As of 22 February 2021

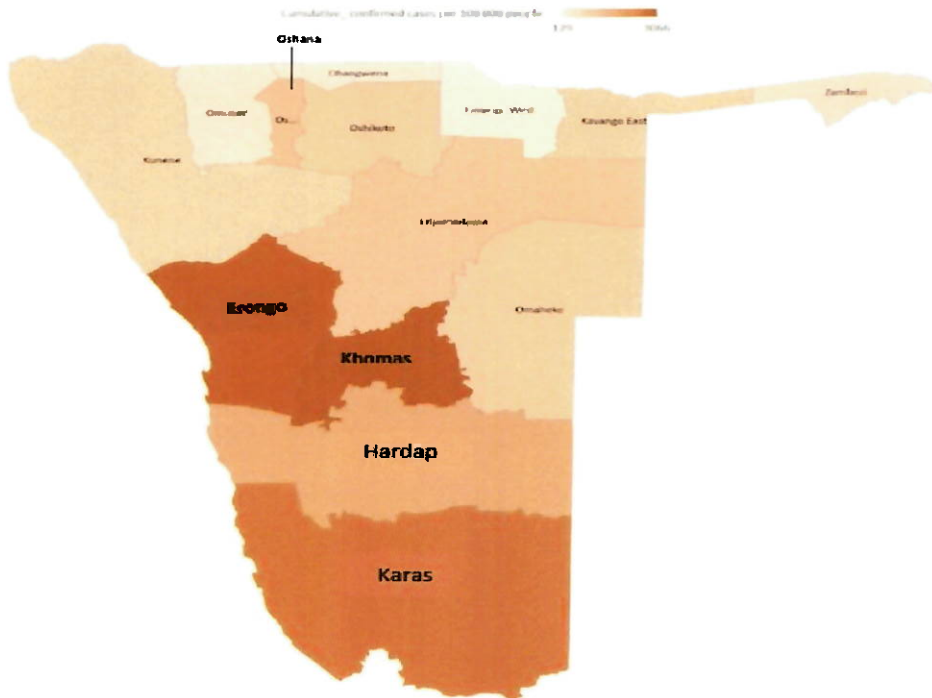


Figure 2: Distribution of cumulative confirmed cases per 100 000 by region, As of 22 February 2021

- Of the total confirmed cases, **25272 (67%)** are in the 20-49 years age-brackets which constitutes the majority of the recorded cases.
- A total of **5436 (14%)** of the confirmed cases are among the 5-19 years category.
- The under 5 years age group make **867 (2%)** of the total cases whereas, **2383 (6%)** are above 60 years of age.

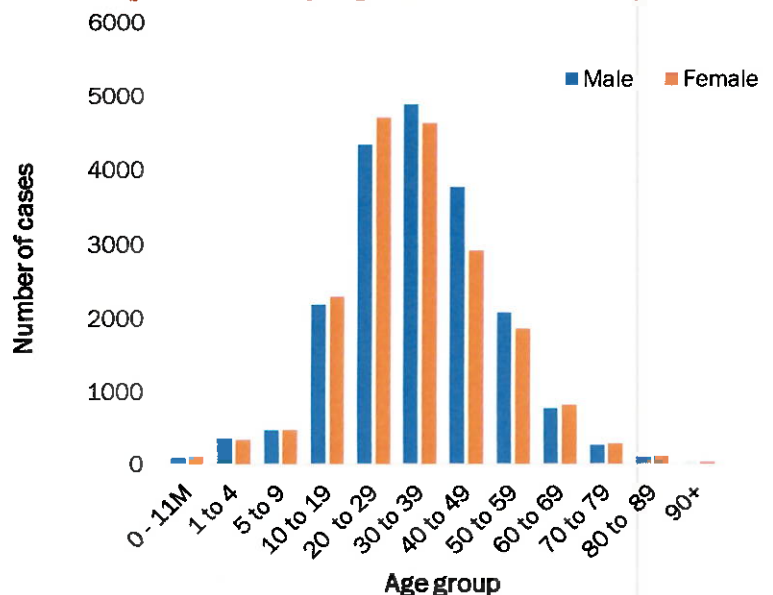


Figure 3: Age and Sex distribution of COVID-19 confirmed cases, as of 22 February 2021

**Table 2: COVID-19 specimen recorded at the Laboratories
As of 22 February 2021**

VARIABLES	TOTAL
Total samples received by the Laboratory	292442
Total samples tested	280838
Total samples re-tested	11487
Total positive results	37896
Total negative results	242889
Total samples discarded	117
Invalid results	0
Total pending results	46
Indeterminant/Inconclusive	7
Suspected cases in 24 hours (excludes re-tests)	1205

- To date, **292325** tests (including **11487** re-tests) have been conducted by NIP, Path-Care, NAMDEB, UNAM, Namib Poultry and Central Veterinary laboratories.
- Since the beginning of the outbreak, **68352** contacts of confirmed cases have been identified, **252** new contacts were identified within the last 24 hours from 12 regions.
- Cumulatively, **64053** contacts have completed their monitoring period, while a total of **9221 (24%)** contacts of confirmed cases have tested positive.
- Today, **1706 (44%)** out of **3858** active contacts monitored.

Table 3: Number of people in mandatory quarantine facilities, 22 February 2021

Region	Newly quarantined 24 Hrs.	Cumulative number	Number discharged	Number in quarantine now
Erongo	0	5158	4933	225
Hardap	12	1394	1369	25
Kavango	0	1107	1091	16
Khomas	0	3211	3205	6
//Kharas	0	4760	4637	123
Kunene	18	2881	2814	67
Ohangwena	7	638	633	5
Omaheke	44	3683	3570	113
Omusati	0	551	544	7
Oshana	0	399	399	0
Oshikoto	56	8365	7237	1128
Otjozondjupa	0	1358	1334	24
Zambezi	13	1375	1337	38
Total	150	34880	33103	1777

- Since March 2020, **34880** people have been placed into mandatory quarantine facilities around the country.
- A total of **1777** people are currently in quarantine, with **150** new admissions.

PUBLIC HEALTH ACTION(S)

- Mechanisms are underway on how to roll out the vaccine nationwide once it is made available.
- The government and developmental partners continue to prioritise the continuation of essential health services.


CHALLENGES

- Non-adherence to COVID-19 prevention measures by the general public.

RECOMMENDATIONS

- Continue to give awareness on the importance of adhering to COVID -19 prevention measures; with the involvement of the Security Cluster.

APPROVED



INCIDENT MANAGER
22 FEBRUARY 2021



SECRETARIAT