



NAMIBIA COVID-19 SITUATION REPORT NO. 346

| | | | |
|------------------------|---------------------|---------------------------------|---------------|
| Outbreak Name | COVID-19 outbreak | Country affected | Namibia |
| Date & Time | 27.02.2021 17h00 | Investigation start Date | 13 March 2020 |
| Prepared by | Surveillance Team | | |

HIGHLIGHTS/SITUATION UPDATE (26/02/2021)

- A total of **38845** cases have been recorded to-date, representing **2%** of the population.
- More male cases **19705 (51%)** were recorded compared to female cases **19140 (49%)**.
- Of the total confirmed cases, **1759(5%)** are Health Workers (HWs).
 - 1364 (77.5%) State; 391 (22.3%) Private, 4 (0.2%) Non-Governmental Organizations.
 - 1686 (96%) recoveries and 6 (0.3%) deaths.
- The recovery rate now stands at **93%**.
- All fourteen (14) regions have reported confirmed cases; *Khomas and Erongo* regions reported the highest with **15226 (39%)** and **7453 (19%)** respectively.
- Of the total fatalities, **335 (79%)** are COVID-19 deaths while **89 (21%)** are COVID-19 related deaths.



Table 1: Distribution of confirmed COVID-19 cases by region, 27 February 2021

| Region | Total No. of cases | Active cases | Recoveries | Cumulative Deaths | Cumulative deaths with co-morbidities | Non-COVID deaths | Health Workers |
|--------------|--------------------|--------------|--------------|-------------------|---------------------------------------|------------------|----------------|
| Erongo | 7453 | 206 | 7153 | 90 | 86 | 4 | 197 |
| Hardap | 1584 | 85 | 1483 | 16 | 13 | 0 | 35 |
| //Kharas | 2476 | 128 | 2320 | 28 | 24 | 0 | 105 |
| Kavango East | 1336 | 348 | 973 | 15 | 11 | 0 | 92 |
| Kavango West | 163 | 20 | 141 | 2 | 2 | 0 | 6 |
| Khomas | 15226 | 100 | 14967 | 159 | 148 | 0 | 759 |
| Kunene | 930 | 72 | 849 | 9 | 9 | 0 | 47 |
| Ohangwena | 770 | 70 | 685 | 13 | 10 | 2 | 46 |
| Omaheke | 788 | 46 | 731 | 11 | 8 | 0 | 37 |
| Omusati | 973 | 61 | 907 | 5 | 3 | 0 | 30 |
| Oshana | 2510 | 178 | 2306 | 26 | 21 | 0 | 183 |
| Oshikoto | 2131 | 479 | 1641 | 9 | 9 | 2 | 97 |
| Otjozondjupa | 1941 | 123 | 1785 | 33 | 26 | 0 | 91 |
| Zambezi | 564 | 236 | 320 | 8 | 6 | 0 | 34 |
| Total | 38845 | 2152 | 36261 | 424 | 376 | 8 | 1759 |

EPIDEMIOLOGICAL SITUATION IN NAMIBIA

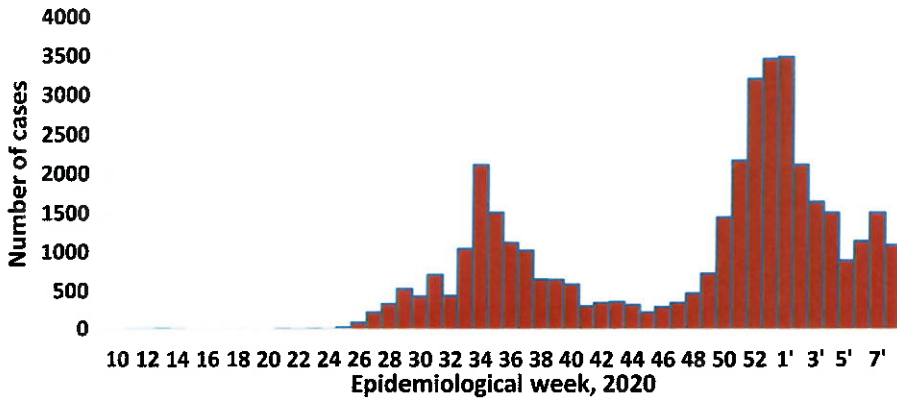


Figure 1: Epi-curve for confirmed COVID-19 cases, As of 13 March 2020 to 27 February 2021

➤ A highest peak of **3485 (9%)** cases was recorded during week 1 of 2021 (Figure 1).

The National Call Center continues operations for 24 hours daily.

Today (27/02/2021), **688** calls were answered including **74** alerts.

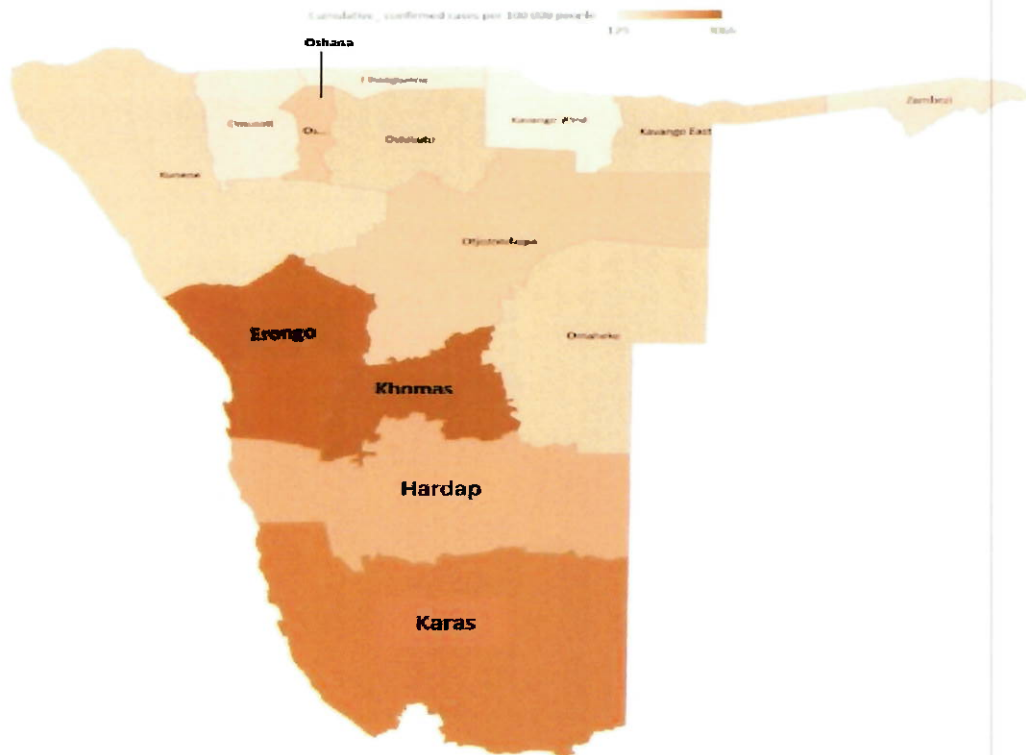


Figure 2: Distribution of cumulative confirmed cases per 100 000 by region, As of 27 February 2021

- Of the total confirmed cases, **25700 (66%)** are in the 20-49 years age-brackets which constitutes the majority of the recorded cases.
- A total of **5794 (15%)** of the confirmed cases are among the 5-19 years category.
- The under 5 years age group make **884 (2%)** of the total cases whereas, **2433 (6%)** are above 60 years of age.

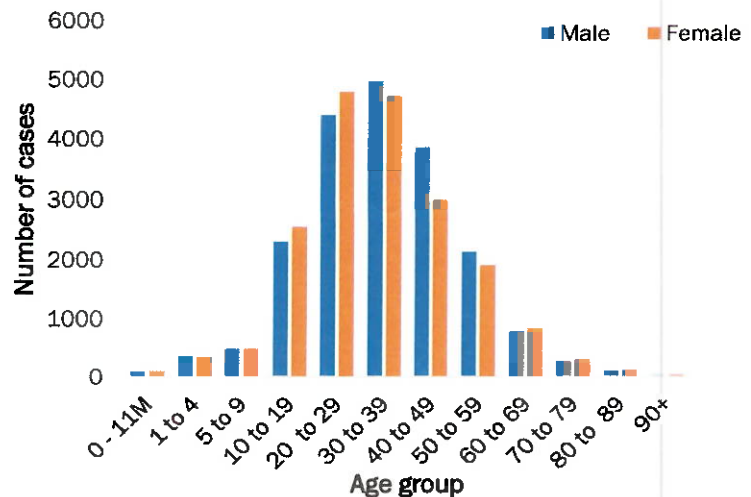


Figure 3: Age and Sex distribution of COVID-19 confirmed cases, as of 27 February 2021

Table 2: COVID-19 specimen recorded at the Laboratories, As of 27 February 2021

| VARIABLES | TOTAL |
|---|--------|
| Total samples received by the Laboratory | 299962 |
| Total samples tested | 288311 |
| Total samples re-tested | 11534 |
| Total positive results | 38845 |
| Total negative results | 249413 |
| Total samples discarded | 117 |
| Invalid results | 0 |
| Total pending results | 46 |
| Indeterminant/Inconclusive | 7 |
| Suspected cases in 24 hours (excludes re-tests) | 1428 |

- To date, **299845** tests (including **11534** re-tests) have been conducted by NIP, Path-Care, NAMDEB, UNAM, Namib Poultry and Central Veterinary laboratories.
- Since the beginning of the outbreak, **70136** contacts of confirmed cases have been identified, **25** new contacts were identified within the last 24 hours from 7 regions.
- Cumulatively, **65633** contacts have completed their monitoring period, while a total of **9457 (24%)** contacts of confirmed cases have tested positive.
- Today, **1612 (40%)** out of **4036** active contacts monitored.

Table 3: Number of people in mandatory quarantine facilities, 27 February 2021

| Region | Newly quarantined 24 Hrs. | Cumulative number | Number discharged | Number in quarantine now |
|--------------|---------------------------|-------------------|-------------------|--------------------------|
| Erongo | 0 | 5158 | 4933 | 225 |
| Hardap | 0 | 1411 | 1398 | 13 |
| Kavango | 0 | 1119 | 1092 | 27 |
| Khomas | 0 | 3292 | 3206 | 86 |
| //Kharas | 0 | 4760 | 4637 | 123 |
| Kunene | 15 | 3133 | 2875 | 258 |
| Ohangwena | 0 | 644 | 634 | 10 |
| Omaheke | 1 | 3948 | 3667 | 281 |
| Omusati | 0 | 551 | 549 | 2 |
| Oshana | 0 | 400 | 399 | 1 |
| Oshikoto | 0 | 8724 | 7746 | |
| Otjozondjupa | 0 | 1403 | 1383 | 20 |
| Zambezi | 0 | 1382 | 1344 | 38 |
| Total | 16 | 35925 | 33863 | 2062 |

- Since March 2020, **35925** people have been placed into mandatory quarantine facilities around the country.
- A total of **2062** people are currently in quarantine, with **16** new admissions.


PUBLIC HEALTH ACTION(S)

- Mechanisms are underway on how to roll out the vaccine nationwide once it is made available.
- The government and developmental partners continue to prioritise the continuation of essential health services.

CHALLENGES

- Non-adherence to COVID-19 prevention measures by the general public.



APPROVED


 INCIDENT MANAGER
 27 FEBRUARY 2021

RECOMMENDATIONS

- Continue to give awareness on the importance of adhering to COVID -19 prevention measures; with the involvement of the Security Cluster.


 SECRETARIAT

For enquiries, please contact
Namibia Public Health Emergency Operations Centre;
 PHEOC@mhss.gov.na
 0800 100 100
 0851 100 100