



## NAMIBIA COVID-19 SITUATION REPORT NO. 363

<b>Outbreak Name</b>	COVID-19 outbreak	<b>Country affected</b>	Namibia
<b>Date &amp; Time</b>	16.03.2021 17h00	<b>Investigation start Date</b>	13 March 2020
<b>Prepared by</b>	Surveillance Team		

### HIGHLIGHTS/SITUATION UPDATE (16/03/2021)

#### TOTAL

Tested 322360

Confirmed 41546

Active 2118

Recovered 38942

Death 477

#### TODAY

Tested 544

Confirmed 80

Active 2118

Recovered 149

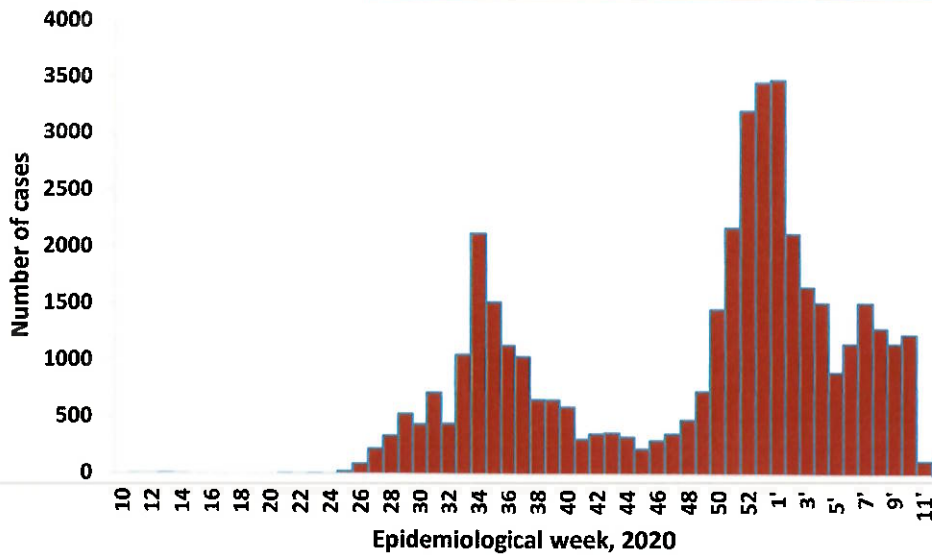
Death 3

- A total of **41546** cases have been recorded to-date, representing **2%** of the population.
- More male cases **20997 (51%)** were recorded compared to female cases **20549 (49%)**.
- Of the total confirmed cases, **1867 (4%)** are Health Workers (HWs).
  - 1458 (78%) State; 401 (22%) Private, 4 (0.2%) Non-Governmental Organizations.
  - 1749 (94%) recoveries and 6 (0.3%) deaths.
- The recovery rate now stands at **94%**.
- All fourteen (14) regions have reported confirmed cases; *Khomas and Erongo regions reported the highest with **15807 (38%)** and **7674 (18%)** respectively.*
- Of the total fatalities, **382 (81%)** are COVID-19 deaths while **95 (19%)** are COVID-19 related deaths.

**Table 1: Distribution of confirmed COVID-19 cases by region, 16 March 2021**

Region	Total No. of cases	Active cases	Recoveries	Cumulative Deaths	Cumulative deaths with co-morbidities	Non-COVID deaths	Health Workers
Erongo	7674	187	7386	96	92	5	204
Hardap	1711	84	1603	24	19	0	42
//Kharas	2621	85	2503	33	28	0	118
Kavango East	1596	263	1314	19	15	0	100
Kavango West	173	5	166	2	2	0	8
Khomas	15807	340	15296	171	156	0	779
Kunene	992	24	958	10	10	0	52
Ohangwena	1024	45	964	13	10	2	50
Omaheke	949	32	906	11	8	0	43
Omusati	1138	104	1027	7	4	0	31
Oshana	2635	253	2352	30	20	0	202
Oshikoto	2297	146	2138	11	11	2	107
Otjozondjupa	2277	227	2009	41	31	0	96
Zambezi	652	323	320	9	6	0	35
Total	41546	2118	38942	477	412	9	1867

# EPIDEMIOLOGICAL SITUATION IN NAMIBIA



The National Call Center continues operations for 24 hours daily.

Today (16/03/2021), **631** calls were answered including **24** alerts.

A highest peak of **3485 (8%)** cases was recorded during week 1 in 2021 (Figure 2).

Figure 1: Epi-curve for confirmed COVID-19 cases, 16 March 2021

Of the total confirmed cases, **27022 (65%)** are in the 20-49 years age-brackets which constitutes the majority of the recorded cases.

A total of **6674 (16%)** of the confirmed cases are among the 5-19 years category.

The under 5 years age group make up **950 (2%)** of the total cases whereas, **2620 (6%)** are above 60 years of age.

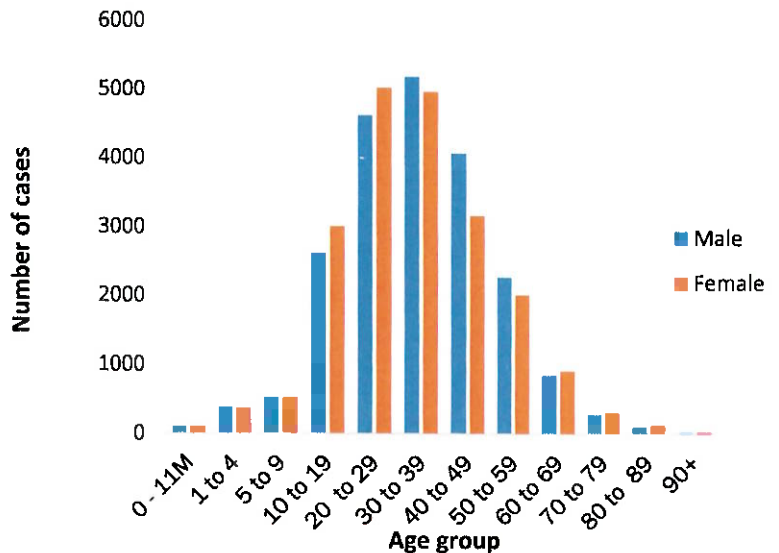


Figure 2: Age and Sex distribution of COVID-19 confirmed cases, 16 March 2021

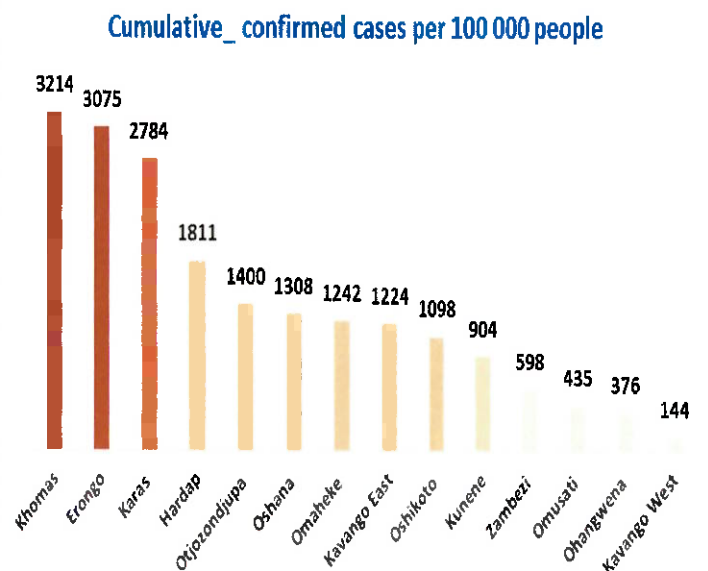
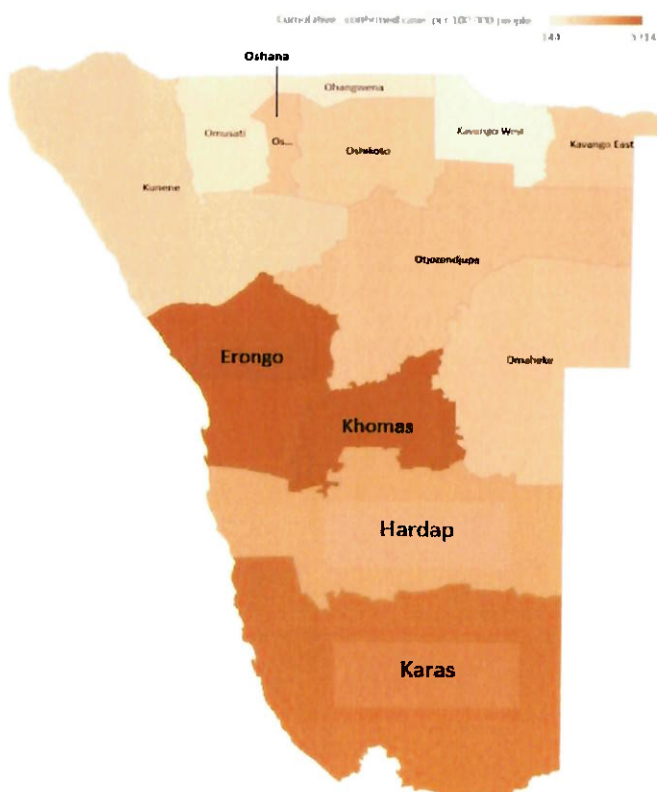


Figure 3: Distribution of cumulative confirmed cases per 100 000 by region, 16 March 2021

**Table 2: COVID-19 specimen recorded at the Laboratories, 16 March 2021**

VARIABLES	TOTAL
Total samples received by the Laboratory	322477
Total samples tested	310683
Total samples re-tested	11677
Total positive results	41546
Total negative results	269084
Total samples discarded	117
Invalid results	0
Total pending results	46
Indeterminant/Inconclusive	7
Suspected cases in 24 hours (excludes re-tests)	532

To date, **322360** tests (including **11677** re-tests) have been conducted by NIP, Path-Care, NAMDEB, UNAM, Namib Poultry, Diagno, NAMPath and Central Veterinary laboratories.

Since the beginning of the outbreak, **75588** contacts of confirmed cases have been identified, **482** new contacts were identified within the last 24 hours from 14 regions.

Cumulatively, **71130** contacts have completed their monitoring period, while a total of **10400 (25%)** contacts of confirmed cases have tested positive.

Today, **2744 (65%)** out of **4232** active contacts monitored.

**Table 3: Number of people in mandatory quarantine facilities, 16 March 2021**

Region	Newly quarantined 24 Hrs.	Cumulative number	Number discharged	Number in quarantine now
Erongo	0	5193	5163	30
Hardap	2	1494	1484	10
Kavango	26	1256	1205	51
Khomas	0	3363	3206	157
//Kharas	254	5020	4655	365
Kunene	5	3538	3365	173
Ohangwena	0	690	690	0
Omaheke	112	4512	4323	189
Omusati	0	553	551	2
Oshana	0	400	400	0
Oshikoto	0	10063	9334	729
Otjozondjupa	0	1403	1388	15
Zambezi	0	1408	1382	26
<b>Total</b>	<b>399</b>	<b>38893</b>	<b>37146</b>	<b>1747</b>

Since March 2020, **38893** people have been placed into mandatory quarantine facilities around the country.

A total of **1747** people are currently in quarantine, with **399** new admissions.

**PUBLIC HEALTH ACTION(S)**

- Mechanisms are underway on how to roll out the vaccine nationwide once it is made available.
- The government and developmental partners continue to prioritise the continuation of essential health services.


**CHALLENGES**

- Lack of isolation units and facilities for cases detected in boarding schools.
- Non-adherence to COVID-19 prevention measures by the general public.


**RECOMMENDATIONS**

- Establish fully equipped isolation units and facilities for cases in schools.
- Continue to give awareness on the importance of adhering to COVID -19 prevention measures; with the involvement of the Security Cluster.

APPROVED



INCIDENT MANAGER  
16 MARCH 2021



SECRETARIAT

For enquiries, please contact  
Namibia Public Health Emergency Operations Centre;



[PHEOC@mhss.gov.na](mailto:PHEOC@mhss.gov.na)



0800 100 100



0851 100 100