



NAMIBIA COVID-19 SITUATION REPORT NO. 347

Outbreak Name	COVID-19 outbreak	Country affected	Namibia
Date & Time	28.02.2021 17h00	Investigation start Date	13 March 2020
Prepared by	Surveillance Team		

HIGHLIGHTS/SITUATION UPDATE (28/02/2021)

TOTAL

Tested 301354

Confirmed 39033

Active 2262

Recoveries 36335

Death 428

TODAY

Tested 1509

Confirmed 188

Active 2262

Recoveries 74

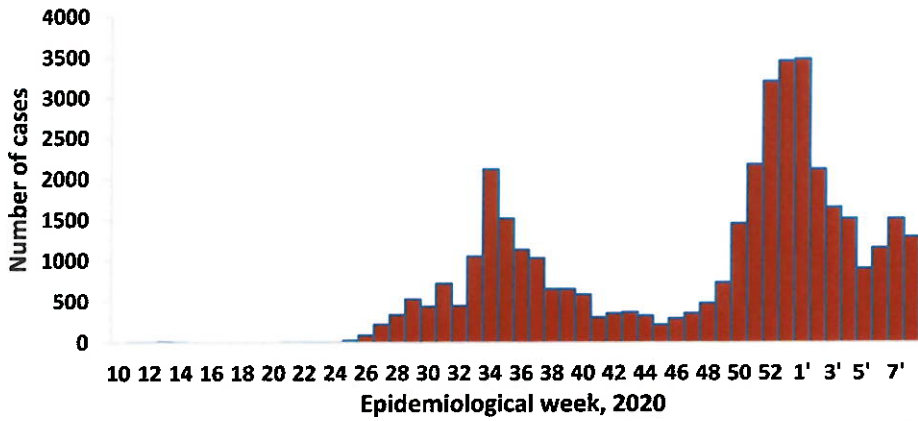
Death 4

- A total of **39033** cases have been recorded to-date, representing **2%** of the population.
- More male cases **19786 (51%)** were recorded compared to female cases **19248 (49%)**.
- Of the total confirmed cases, **1760 (5%)** are Health Workers (HWs).
 - 1365 (77%) State; 391 (22%) Private, 4 (0.2%) Non-Governmental Organizations.
 - 1686 (96%) recoveries and 6 (0.3%) deaths.
- The recovery rate now stands at **93%**.
- All fourteen (14) regions have reported confirmed cases; *Khomas and Erongo regions reported the highest with **15259 (39%)** and **7467 (19%)** respectively.*
- Of the total fatalities, **338 (79%)** are COVID-19 deaths while **90 (21%)** are COVID-19 related deaths.

Table 1: Distribution of confirmed COVID-19 cases by region, 28 February 2021

Region	Total No. of cases	Active cases	Recoveries	Cumulative Deaths	Cumulative deaths with co-morbidities	Non-COVID deaths	Health Workers
Erongo	7467	220	7153	90	86	4	197
Hardap	1596	91	1488	17	14	0	35
//Karas	2478	130	2320	28	24	0	105
Kavango East	1361	373	973	15	11	0	92
Kavango West	164	21	141	2	2	0	6
Khomas	15259	108	14990	161	149	0	759
Kunene	936	78	849	9	9	0	47
Ohangwena	793	59	719	13	10	2	46
Omaheke	820	78	731	11	8	0	37
Omusati	978	64	909	5	3	0	30
Oshana	2521	189	2306	26	21	0	183
Oshikoto	2137	485	1641	9	9	2	97
Otjozondjupa	1954	125	1795	34	26	0	92
Zambezi	569	241	320	8	6	0	34
Total	39033	2262	36335	428	378	8	1760

EPIDEMIOLOGICAL SITUATION IN NAMIBIA



➤ A highest peak of **3485 (9%)** cases was recorded during week 1 in 2021 (Figure 1).

The National Call Center continues operations for 24 hours daily.

Today (28/02/2021), **586** calls were answered including **65** alerts.

Figure 1: Epi-curve for confirmed COVID-19 cases, 28 February 2021

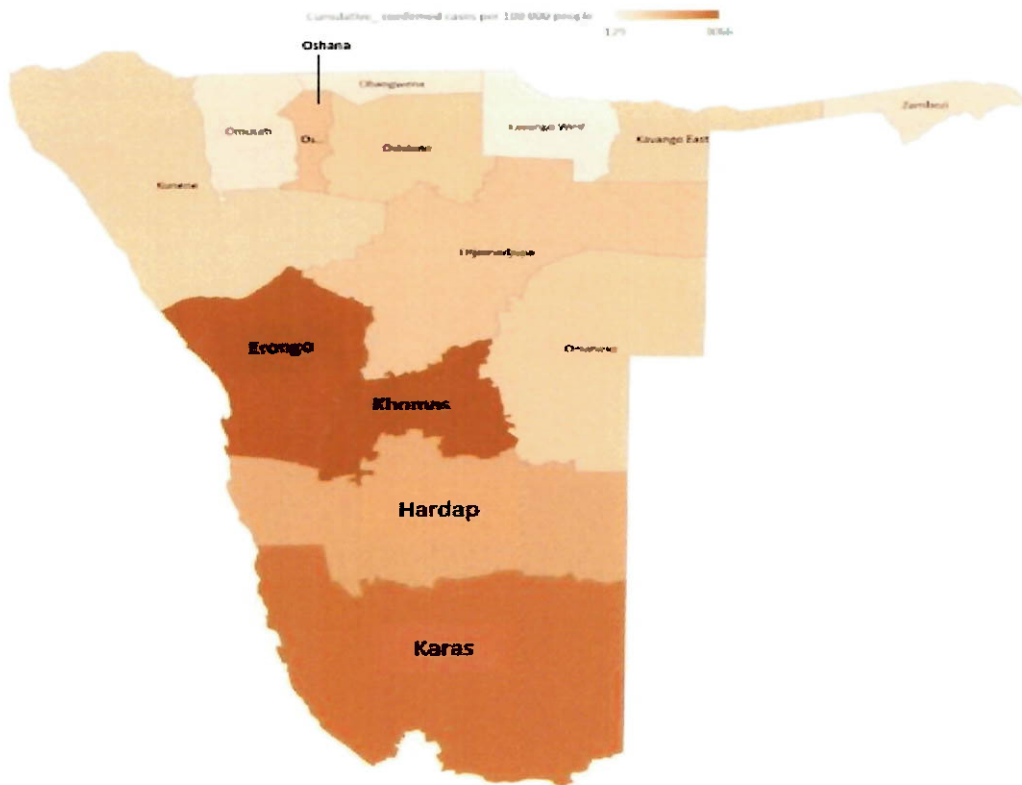


Figure 2: Distribution of cumulative confirmed cases per 100 000 by region, 28 February 2021

- Of the total confirmed cases, **25783 (66%)** are in the 20-49 years age-brackets which constitutes the majority of the recorded cases.
- A total of **5876 (15%)** of the confirmed cases are among the 5-19 years category.
- The under 5 years age group make up **886 (2%)** of the total cases whereas, **2443 (6%)** are above 60 years of age.

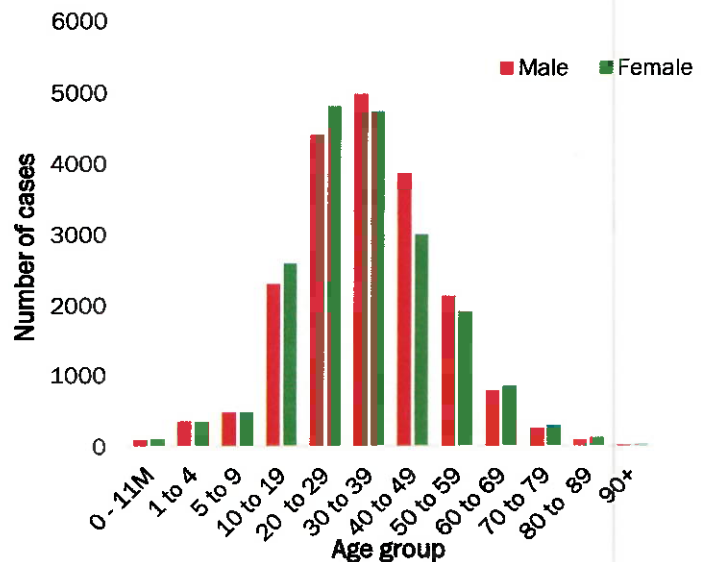


Figure 3: Age and Sex distribution of COVID-19 confirmed cases, 28 February 2021

Table 2: COVID-19 specimen recorded at the Laboratories, 28 February 2021

VARIABLES	TOTAL
Total samples received by the Laboratory	301471
Total samples tested	289814
Total samples re-tested	11540
Total positive results	39033
Total negative results	250728
Total samples discarded	117
Invalid results	0
Total pending results	46
Indeterminant/Inconclusive	7
Suspected cases in 24 hours (excludes re-tests)	1503

- To date, **301354** tests (including **11540** re-tests) have been conducted by NIP, Path-Care, NAMDEB, UNAM, Namib Poultry and Central Veterinary laboratories.
- Since the beginning of the outbreak, **70149** contacts of confirmed cases have been identified, **13** new contacts were identified within the last 24 hours from 11 regions.
- Cumulatively, **65719** contacts have completed their monitoring period, while a total of **9479 (24%)** contacts of confirmed cases have tested positive.
- Today, **1857 (47%)** out of **3963** active contacts monitored.

Table 3: Number of people in mandatory quarantine facilities, 28 February 2021

Region	Newly quarantined 24 Hrs.	Cumulative number	Number discharged	Number in quarantine now
Erongo	0	5158	4933	225
Hardap	0	1411	1398	13
Kavango	0	1119	1092	27
Khomas	0	3292	3206	86
//Kharas	0	4760	4637	123
Kunene	0	3133	2875	258
Ohangwena	0	644	634	10
Omaheke	0	3948	3773	175
Omusati	0	551	549	2
Oshana	0	400	399	1
Oshikoto	0	8724	7746	
Otjozondjupa	0	1403	1383	20
Zambezi	0	1382	1344	38
Total	0	35925	33969	1956

- Since March 2020, **35925** people have been placed into mandatory quarantine facilities around the country.
- A total of **1956** people are currently in quarantine, with **0** new admissions.

PUBLIC HEALTH ACTION(S)

- Mechanisms are underway on how to roll out the vaccine nationwide once it is made available.
- The government and developmental partners continue to prioritise the continuation of essential health services.

CHALLENGES

- Non-adherence to COVID-19 prevention measures by the general public.

APPROVED


 INCIDENT MANAGER
 28 FEBRUARY 2021


RECOMMENDATIONS


- Continue to give awareness on the importance of adhering to COVID -19 prevention measures; with the involvement of the Security Cluster.


 SECRETARIAT

For enquiries, please contact
Namibia Public Health Emergency Operations Centre;

 PHEOC@mhss.gov.na

 0800 100 100

 0851 100 100