

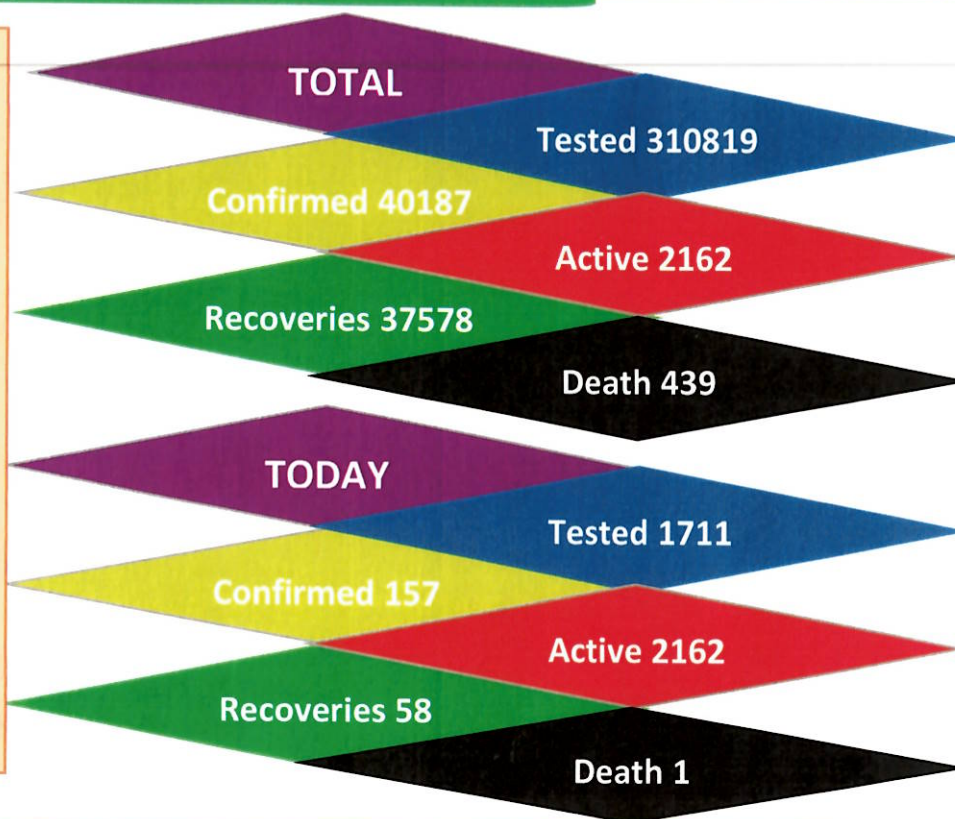


NAMIBIA COVID-19 SITUATION REPORT NO. 354

Outbreak Name	COVID-19 outbreak	Country affected	Namibia
Date & Time	07.03.2021 17h00	Investigation start Date	13 March 2020
Prepared by	Surveillance Team		

HIGHLIGHTS/SITUATION UPDATE (07/03/2021)

- A total of **40187** cases have been recorded to-date, representing **2%** of the population.
- More male cases **20337 (51%)** were recorded compared to female cases **19850 (49%)**.
- Of the total confirmed cases, **1809 (5%)** are Health Workers (HWs).
 - 1409 (78%) State; 396 (22%) Private, 4 (0.2%) Non-Governmental Organizations.
 - 1686 (93%) recoveries and 6 (0.3%) deaths.
- The recovery rate now stands at **94%**.



- All fourteen (14) regions have reported confirmed cases; **Khomas** and **Erongo** regions reported the highest with **15507 (39%)** and **7540 (19%)** respectively.
- Of the total fatalities, **348 (79%)** are COVID-19 deaths while **91 (21%)** are COVID-19 related deaths.

Table 1: Distribution of confirmed COVID-19 cases by region, 07 March 2021

Region	Total No. of cases	Active cases	Recoveries	Cumulative Deaths	Cumulative deaths with co-morbidities	Non-COVID deaths	Health Workers
Erongo	7540	178	7267	91	87	4	200
Hardap	1636	66	1551	19	15	0	35
//Karas	2538	69	2439	30	25	0	113
Kavango East	1495	370	1110	15	11	0	96
Kavango West	168	13	153	2	2	0	8
Khomas	15507	260	15083	164	151	0	769
Kunene	966	108	849	9	9	0	48
Ohangwena	946	187	744	13	10	2	48
Omaheke	846	39	796	11	8	0	43
Omusati	1036	61	970	5	3	0	31
Oshana	2562	219	2315	28	21	0	188
Oshikoto	2200	122	2066	10	10	2	100
Otjozondjupa	2155	206	1915	34	26	0	96
Zambezi	592	264	320	8	6	0	34
Total	40187	2162	37578	439	384	8	1809

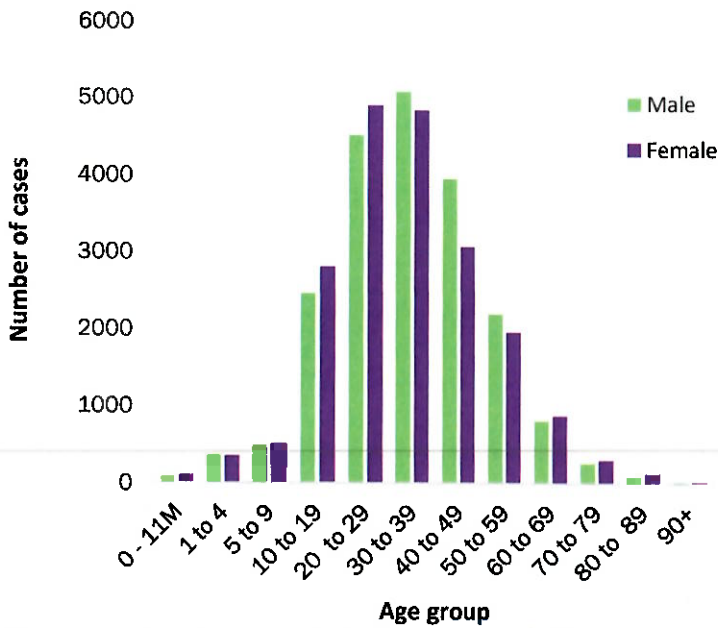


Figure 1: Age and Sex distribution of COVID-19 confirmed cases 07 March 2021

- Of the total confirmed cases, **26334 (66%)** are in the 20-49 years age-brackets which constitutes the majority of the recorded cases.
- A total of **6272 (16%)** of the confirmed cases are among the 5-19 years category.
- The under 5 years age group make up **910 (2%)** of the total cases whereas, **2523 (6%)** are above 60 years of age.

Table 2: COVID-19 specimen recorded at the Laboratories 07 March 2021

VARIABLES	TOTAL
Total samples received by the Laboratory	310936
Total samples tested	299213
Total samples re-tested	11606
Total positive results	40187
Total negative results	258973
Total samples discarded	117
Invalid results	0
Total pending results	46
Indeterminant/Inconclusive	7
Suspected cases in 24 hours (excludes re-tests)	1707

- To date, **310819** tests (including **11606** re-tests) have been conducted by NIP, Path-Care, NAMDEB, UNAM, Namib Poultry, Diagno, NAMPath and Central Veterinary laboratories.
- Since the beginning of the outbreak, **72251** contacts of confirmed cases have been identified, **263** new contacts were identified within the last 24 hours from 10 regions.
- Cumulatively, **67489** contacts have completed their monitoring period, while a total of **9817 (24%)** contacts of confirmed cases have tested positive.
- Today, **190 (4%)** out of **4345** active contacts monitored.

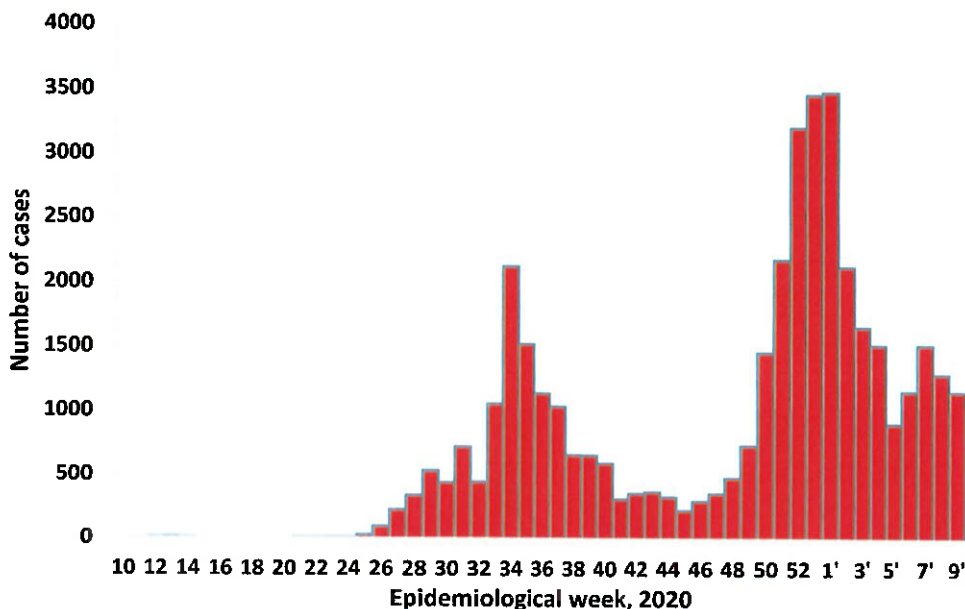


Figure 2: Epi-curve for confirmed COVID-19 cases, 07 March 2021

- The National Call Center continues operations for 24 hours daily.
- Today (07/03/2021), **660** calls were answered including **13** alerts.

- A highest peak of **3485 (9%)** cases was recorded during week 1 in 2021 (Figure 2).

Table 3: Number of people in mandatory quarantine facilities, 07 March 2021

Region	Newly quarantined 24 Hrs.	Cumulative number	Number discharged	Number in quarantine now
Erongo	0	5158	4933	225
Hardap	3	1462	1421	41
Kavango	0	1124	1107	17
Khomas	0	3363	3206	157
//Kharas	0	4760	4637	123
Kunene	25	3322	3128	194
Ohangwena	0	644	641	3
Omaheke	13	4243	3930	313
Omusati	0	551	551	0
Oshana	0	400	399	1
Oshikoto	0	9231	8135	1096
Otjozondjupa	0	1403	1386	17
Zambezi	10	1393	1379	14
Total	51	37054	34853	2201

➤ Since March 2020, **37054** people have been placed into mandatory quarantine facilities around the country.

➤ A total of **2201** people are currently in quarantine, with **51** new admissions.

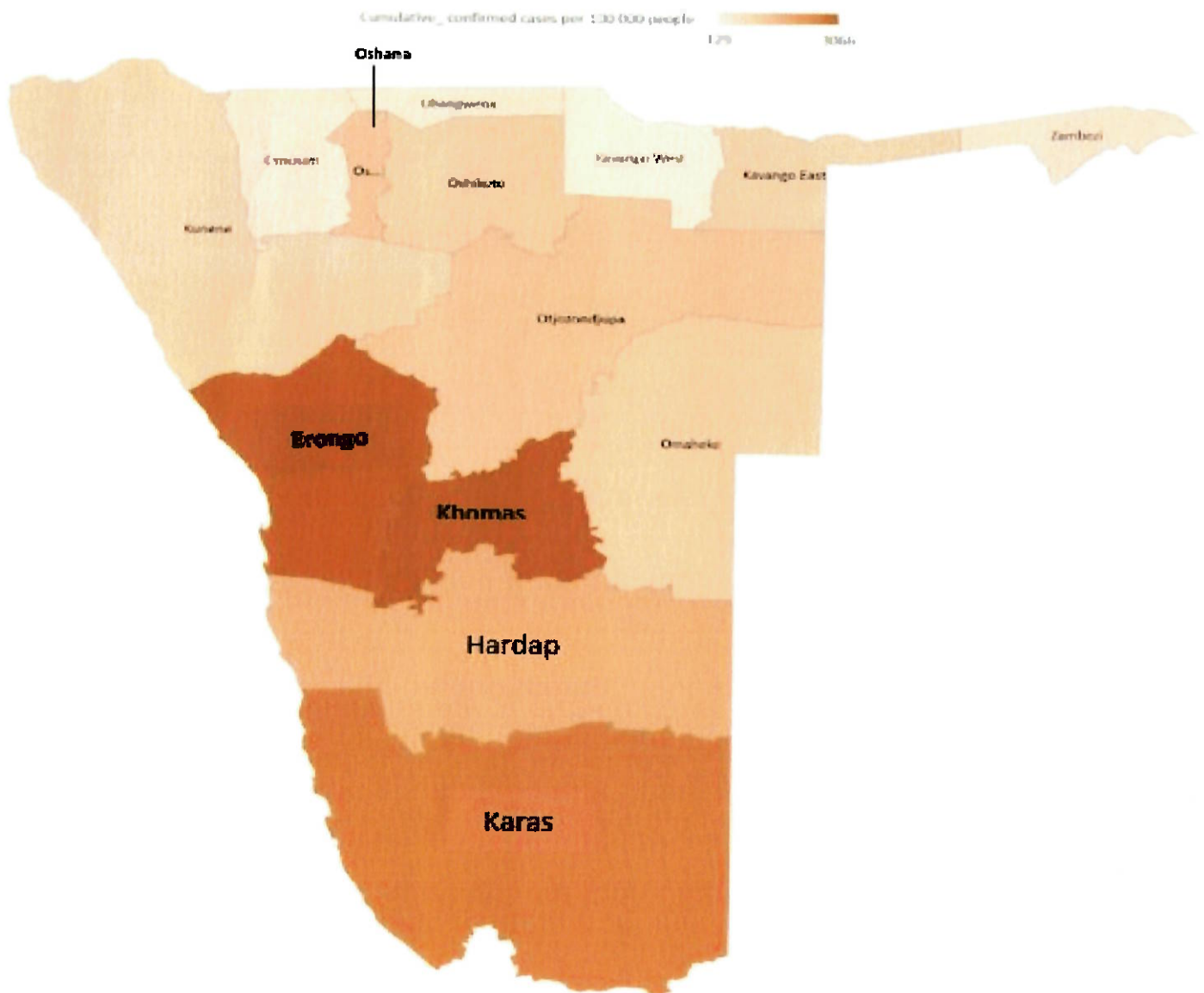


Figure 3: Distribution of cumulative confirmed cases per 100 000 by region, 07 March 2021

PUBLIC HEALTH ACTION(S)

- Mechanisms are underway on how to roll out the vaccine nationwide once it is made available.
- The government and developmental partners continue to prioritise the continuation of essential health services.

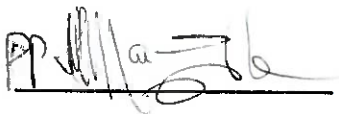
CHALLENGES

- Non-adherence to COVID-19 prevention measures by the general public.


RECOMMENDATIONS

- Continue to give awareness on the importance of adhering to COVID -19 prevention measures; with the involvement of the Security Cluster.

APPROVED



INCIDENT MANAGER
07 MARCH 2021



SECRETARIAT

For enquiries, please contact
Namibia Public Health Emergency Operations Centre;



PHEOC@mhss.gov.na



0800 100 100



0851 100 100