




NAMIBIA COVID-19 SITUATION REPORT NO. 356

Outbreak Name	COVID-19 outbreak	Country affected	Namibia
Date & Time	09.03.2021 17h00	Investigation start Date	13 March 2020
Prepared by	Surveillance Team		

HIGHLIGHTS/SITUATION UPDATE (09/03/2021)

- A total of **40451** cases have been recorded to-date, representing **2%** of the population.
- More male cases **20477 (51%)** were recorded compared to female cases **19974 (49%)**.
- Of the total confirmed cases, **1814 (4%)** are Health Workers (HWs).
 - 1413 (78%) State; 397 (22%) Private, 4 (0.2%) Non-Governmental Organizations.
 - 1749 (96%) recoveries and 6 (0.3%) deaths.
- The recovery rate now stands at **94%**.



- All fourteen (14) regions have reported confirmed cases; **Khomas and Erongo** regions reported the highest with **15588 (39%)** and **7549 (19%)** respectively.
- Of the total fatalities, **356 (80%)** are COVID-19 deaths while **92 (20%)** are COVID-19 related deaths.

Table 1: Distribution of confirmed COVID-19 cases by region, 09 March 2021

Region	Total No. of cases	Active cases	Recoveries	Cumulative Deaths	Cumulative deaths with co-morbidities	Non-COVID deaths	Health Workers
Erongo	7549	185	7267	93	89	4	200
Hardap	1640	57	1562	21	16	0	35
//Kharas	2549	72	2447	30	25	0	113
Kavango East	1517	240	1261	16	12	0	98
Kavango West	168	4	162	2	2	0	8
Khomas	15588	295	15127	166	153	0	769
Kunene	966	12	945	9	9	0	48
Ohangwena	988	178	795	13	10	2	48
Omaheke	908	70	827	11	8	0	43
Omusati	1037	28	1004	5	3	0	31
Oshana	2571	228	2315	28	21	0	190
Oshikoto	2203	124	2066	11	11	2	100
Otjozondjupa	2167	187	1945	35	27	0	96
Zambezi	600	272	320	8	6	0	35
Total	40451	1952	38043	448	392	8	1814

EPIDEMIOLOGICAL SITUATION IN NAMIBIA

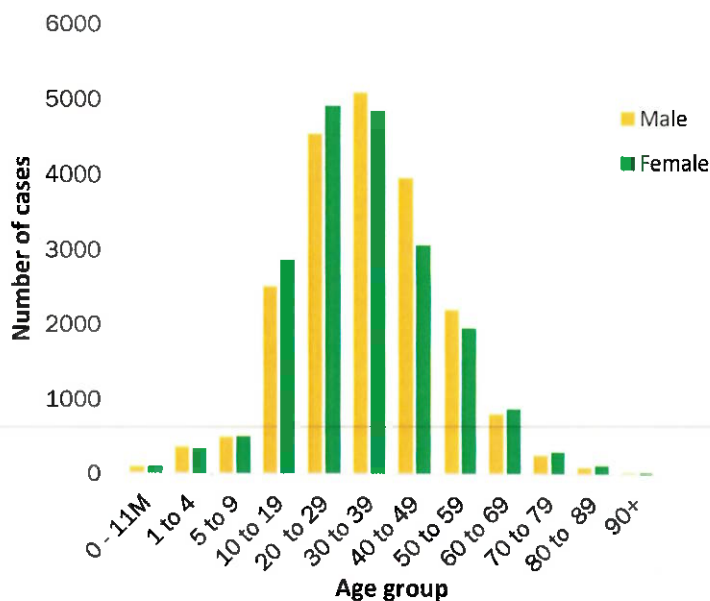


Figure 1: Age and Sex distribution of COVID-19 confirmed cases 09 March 2021

- Of the total confirmed cases, **26449 (65%)** are in the 20-49 years age-brackets which constitutes the majority of the recorded cases.
- A total of **6382 (16%)** of the confirmed cases are among the 5-19 years category.
- The under 5 years age group make up **916 (2%)** of the total cases whereas, **2539 (6%)** are above 60 years of age.

➤ To date, **312822** tests (including **11616** re-tests) have been conducted by NIP, Path-Care, NAMDEB, UNAM, Namib Poultry, Diagno, NAMPath and Central Veterinary laboratories.

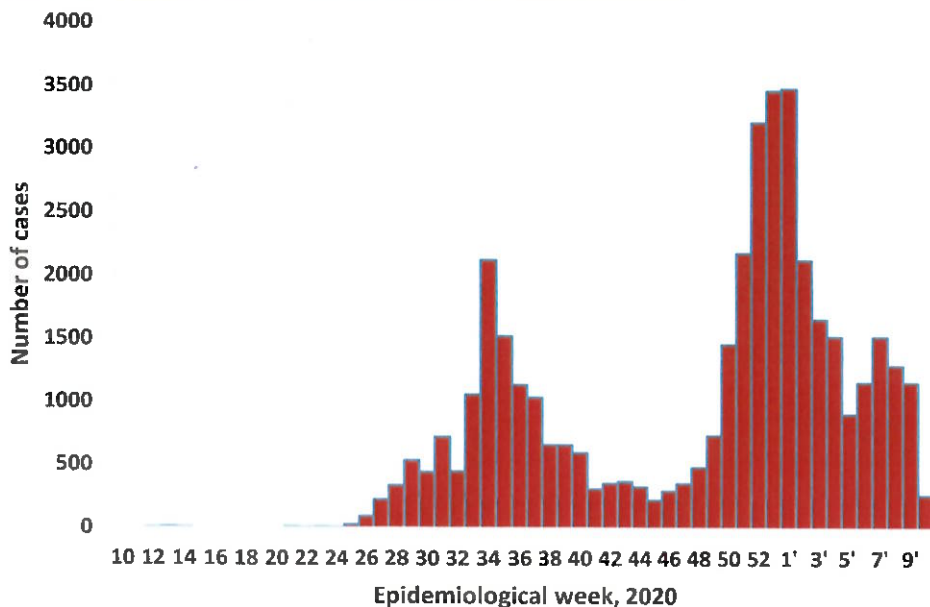
➤ Since the beginning of the outbreak, **73325** contacts of confirmed cases have been identified, **465** new contacts were identified within the last 24 hours from 14 regions.

➤ Cumulatively, **68990** contacts have completed their monitoring period, while a total of **10093 (25%)** contacts of confirmed cases have tested positive.

➤ Today, **3077 (76%)** out of **4050** active contacts monitored.

Table 2: COVID-19 specimen recorded at the Laboratories 09 March 2021

VARIABLES	TOTAL
Total samples received by the Laboratory	312939
Total samples tested	301206
Total samples re-tested	11616
Total positive results	40451
Total negative results	260702
Total samples discarded	117
Invalid results	0
Total pending results	46
Indeterminant/Inconclusive	7
Suspected cases in 24 hours (excludes re-tests)	953



➤ A highest peak of **3485 (9%)** cases was recorded during week 1 in 2021 (Figure 2).

The National Call Center continues operations for 24 hours daily.

Today (09/03/2021), **498** calls were answered including **17** alerts.

Figure 2: Epi-curve for confirmed COVID-19 cases, 09 March 2021

Table 3: Number of people in mandatory quarantine facilities, 09 March 2021

Region	Newly quarantined 24 Hrs.	Cumulative number	Number discharged	Number in quarantine now
Erongo	0	5160	5138	22
Hardap	9	1475	1437	38
Kavango	50	1198	1175	23
Khomas	0	3363	3206	157
//Kharas	0	4760	4637	123
Kunene	25	3355	3182	173
Ohangwena	46	690	644	46
Omaheke	51	4294	4052	242
Omusati	2	553	551	2
Oshana	0	400	399	1
Oshikoto	55	9376	8604	772
Otjozondjupa	0	1403	1388	15
Zambezi	0	1393	1382	11
Total	238	37420	35795	1625

➤ Since March 2020, **37420** people have been placed into mandatory quarantine facilities around the country.

➤ A total of **1625** people are currently in quarantine, with **238** new admissions.

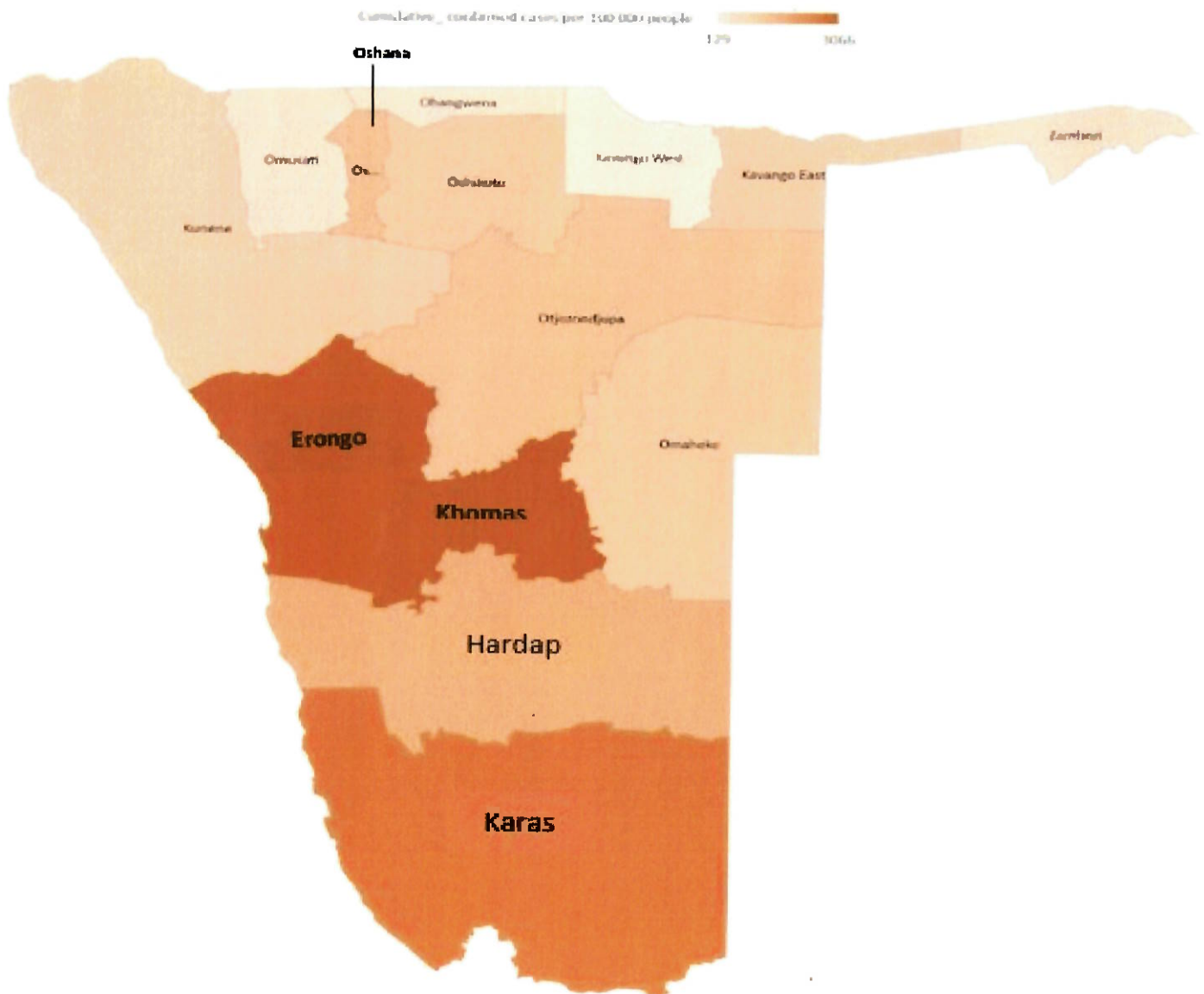


Figure 3: Distribution of cumulative confirmed cases per 100 000 by region, 09 March 2021

PUBLIC HEALTH ACTION(S)

- Mechanisms are underway on how to roll out the vaccine nationwide once it is made available.
- The government and developmental partners continue to prioritise the continuation of essential health services.


CHALLENGES

- Non-adherence to COVID-19 prevention measures by the general public.

RECOMMENDATIONS

- Continue to give awareness on the importance of adhering to COVID -19 prevention measures; with the involvement of the Security Cluster.

APPROVED



**INCIDENT MANAGER
09 MARCH 2021**



SECRETARIAT

For enquiries, please contact
Namibia Public Health Emergency Operations Centre;

 PHEOC@mhss.gov.na

 0800 100 100

 0851 100 100