



NAMIBIA COVID-19 SITUATION REPORT NO. 378

Outbreak Name	COVID-19 outbreak	Country affected	Namibia
Date & Time	31.03.2021 17h00	Investigation start Date	13 March 2020
Prepared by	Surveillance Team		

HIGHLIGHTS/SITUATION UPDATE (31/03/2021)



- A total of **44374** cases have been recorded to-date, representing **2%** of the population.
- More male cases **22339 (50%)** were recorded compared to female cases **22035 (50%)**.
- Of the total confirmed cases, **1961 (4%)** are Health Workers (HWs).
 - 1543 (79%) State; 414 (21%) Private, 4 (0.2%) Non-Governmental Organizations.
 - 1810 (92%) recoveries and 6 (0.3%) deaths.
- The recovery rate now stands at **94%**.
- All fourteen (14) regions have reported confirmed cases; **Khomas and Erongo** regions reported the highest with **16348 (37%)** and **7999 (18%)** respectively.
- Of the total fatalities, **427 (81%)** are COVID-19 deaths while **101 (19%)** are COVID-19 related deaths.

Table 1: Distribution of confirmed COVID-19 cases by region, 31 March 2021

Region	Total No. of cases	Active cases	Recoveries	Cumulative Deaths	Cumulative deaths with co-morbidities	Non-COVID deaths	Health Workers
Erongo	7999	255	7637	102	97	5	214
Hardap	2026	202	1795	29	22	0	55
//Kharas	2758	77	2644	37	30	0	122
Kavango East	1779	86	1670	23	18	0	109
Kavango West	187	6	179	2	2	0	11
Khomas	16348	561	15602	185	167	0	802
Kunene	1282	211	1059	12	12	0	53
Oshana	1116	55	1043	16	13	2	54
Omaheke	1010	14	982	14	11	0	44
Omusati	1183	22	1153	8	5	0	31
Oshana	2801	100	2669	31	20	1	214
Oshikoto	2492	103	2372	15	16	2	117
Otjozondjupa	2706	219	2443	44	33	0	99
Zambezi	687	15	662	10	7	0	36
Total	44374	1926	41910	528	453	10	1961

EPIDEMIOLOGICAL SITUATION IN NAMIBIA

Table 2: COVID-19 specimen recorded at the Laboratories, 31 March 2021

VARIABLES	TOTAL
Total samples received by the Laboratory	346040
Total samples tested	334153
Total samples re-tested	11770
Total positive results	44374
Total negative results	289726
Total samples discarded	117
Invalid results	0
Total pending results	46
Indeterminant/Inconclusive	7
Suspected cases in 24 hours (excludes re-tests)	1911

- To date, **345923** tests (including **11770** re-tests) have been conducted by NIP, Path-Care, NAMDEB, UNAM, Namib Poultry, Diagno, NAMPath, Namibia Central Pathology and Central Veterinary laboratories
- Since the beginning of the outbreak, **80602** contacts of confirmed cases have been identified, **270** new contacts were identified within the last 24 hours from 12 regions.
- Cumulatively, **75948** contacts have completed their monitoring period, while a total of **11297 (26%)** contacts of confirmed cases have tested positive.
- Today, **2635 (62%)** out of **4227** active contacts monitored.

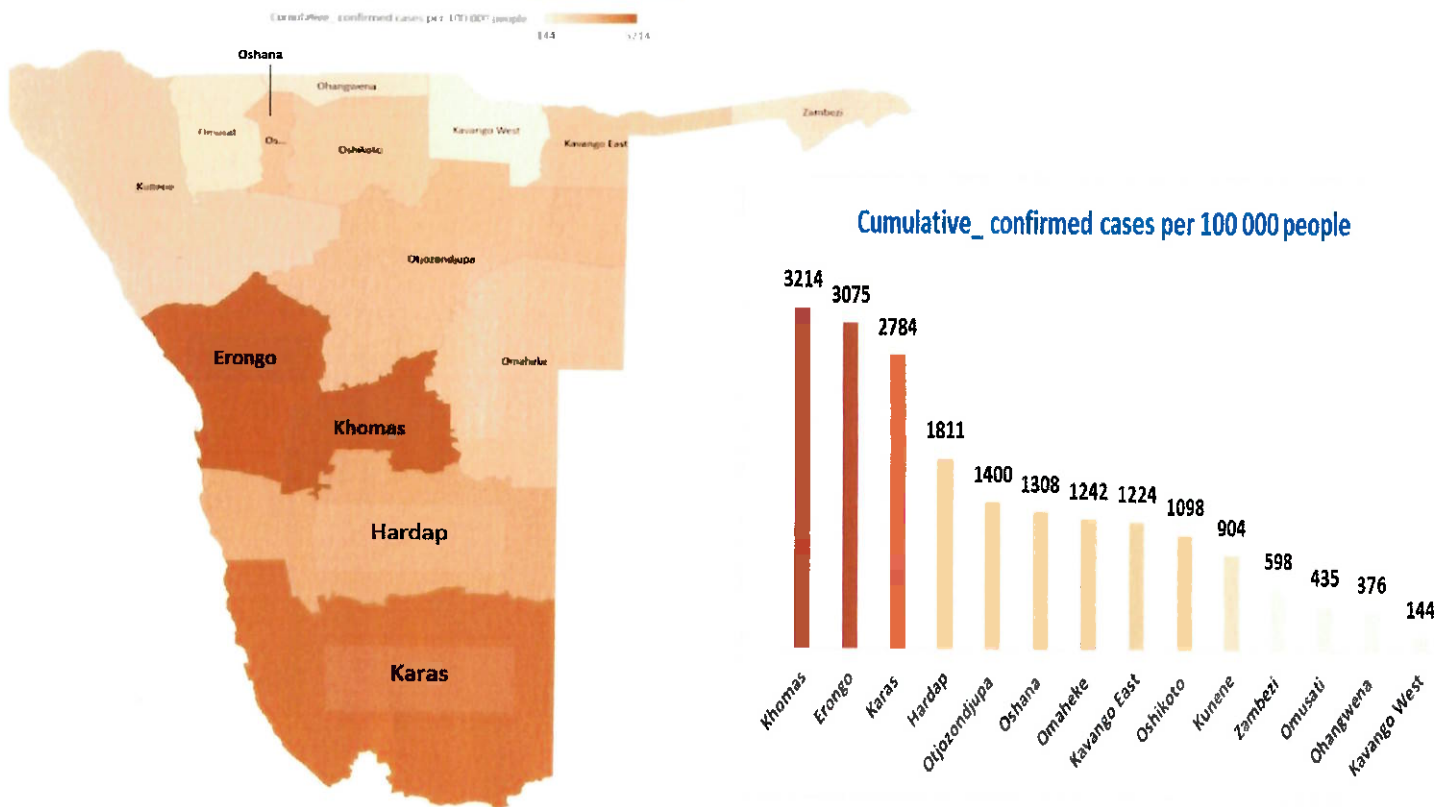


Figure 1: Distribution of cumulative confirmed cases per 100 000 by region, 31 March 2021

➤ A highest peak of **3485 (8%)** cases was recorded during week 1 in 2021 (Figure 2).

➤ The National Call Center continues operations for 24 hours daily.

➤ Today (31/03/2021), **546** calls were answered including **20** alerts.

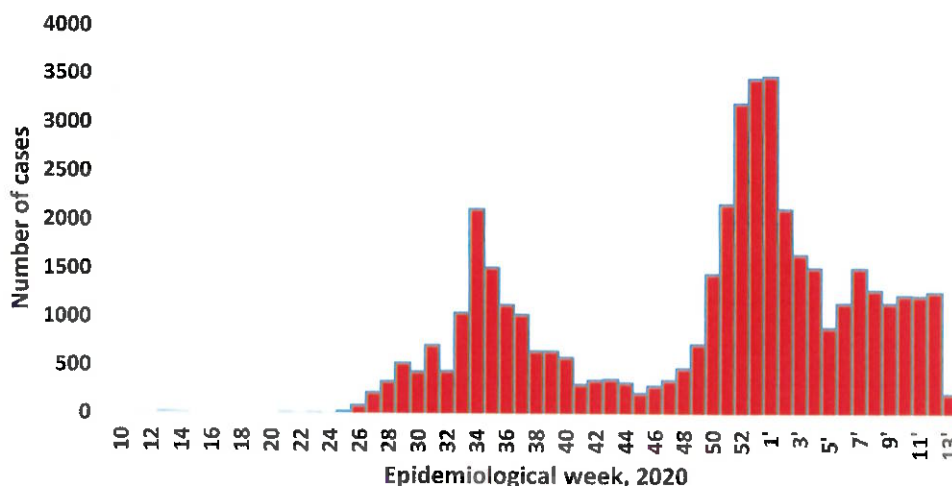


Figure 2: Epi-curve for confirmed COVID-19 cases, 31 March 2021

Table 3: Number of people in mandatory quarantine facilities, 31 March 2021

Region	Newly quarantined 24 Hrs.	Cumulative number	Number discharged	Number in quarantine now
Erongo	0	5243	5170	73
Hardap	6	1539	1526	13
Kavango	0	1278	1272	6
Khomas	0	3369	3369	0
//Kharas	0	5315	5127	188
Kunene	1	4288	4131	157
Ohangwena	0	692	690	2
Omaheke	38	4884	4788	96
Omusati	0	558	553	5
Oshana	0	400	400	0
Oshikoto	48	10942	10100	842
Otjozondjupa	0	1453	1430	23
Zambezi	0	1474	1429	45
Total	93	41435	39985	1450

➤ Since March 2020, **41435** people have been placed into mandatory quarantine facilities around the country.

➤ A total of **1450** people are currently in quarantine, with **93** new admissions.

➤ Of the total confirmed cases, **28421 (64%)** are in the 20-49 years age-brackets which constitutes the majority of the recorded cases.

➤ A total of **7501 (17%)** of the confirmed cases are among the 5-19 years category.

➤ The under 5 years age group make up **1010 (2%)** of the total cases whereas, **2835 (6%)** are above 60 years of age.

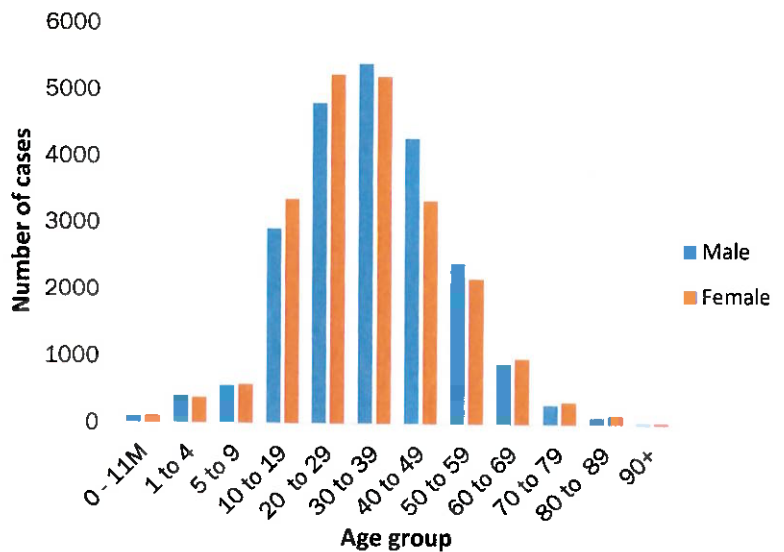


Figure 3: Age and Sex distribution of COVID-19 confirmed cases 31 March 2021

PUBLIC HEALTH ACTION (S)

- Honourable Minister of Health and Social Services launched a national COVID-19 vaccination programme in Windhoek.
- The government and developmental partners continue to prioritise the continuation of essential health services.

CHALLENGES

- Lack of isolation units and facilities for cases detected in boarding schools.
- Non-adherence to COVID-19 prevention measures by the general public.

RECOMMENDATIONS

- Establish fully equipped isolation units and facilities for cases in schools.
- Continue to give awareness on the importance of adhering to COVID -19 prevention measures; with the involvement of the Security Cluster.

APPROVED

INCIDENT MANAGER
31 MARCH 2021

SECRETARIAT

For enquiries, please contact
Namibia Public Health Emergency Operations Centre;
PHEOC@mhss.gov.na
 0800 100 100
 0851 100 100