



## NAMIBIA COVID-19 SITUATION REPORT NO. 365

<b>Outbreak Name</b>	COVID-19 outbreak	<b>Country affected</b>	Namibia
<b>Date &amp; Time</b>	18.03.2021 17h00	<b>Investigation start Date</b>	13 March 2020
<b>Prepared by</b>	Surveillance Team		

### HIGHLIGHTS/SITUATION UPDATE (18/03/2021)

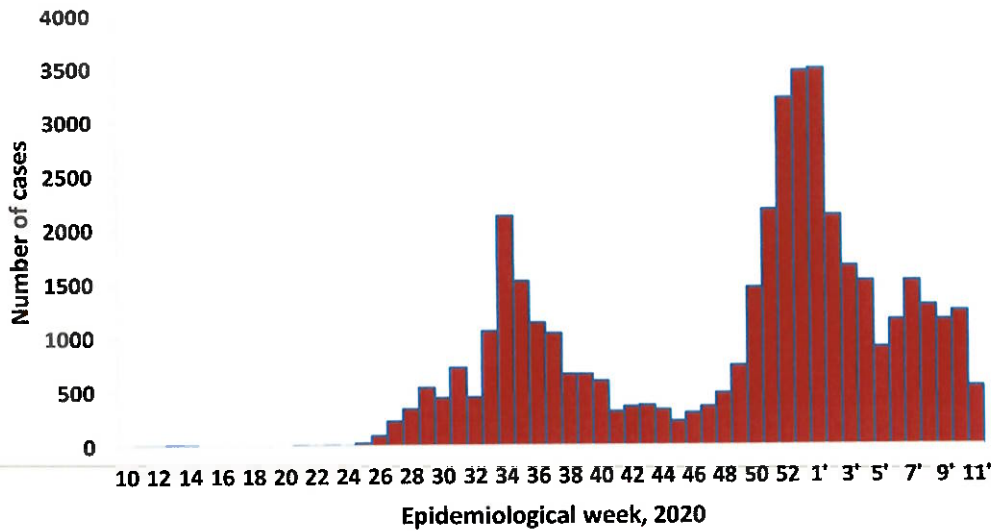
TOTAL	TODAY
<b>Tested 326354</b>	<b>Tested 2184</b>
<b>Confirmed 41965</b>	<b>Confirmed 281</b>
<b>Active 2249</b>	<b>Active 2249</b>
<b>Recovered 39221</b>	<b>Recovered 116</b>
<b>Death 486</b>	<b>Death 3</b>

- A total of **41965** cases have been recorded to-date, representing **2%** of the population.
- More male cases **21188 (50%)** were recorded compared to female cases **20777 (50%)**.
- Of the total confirmed cases, **1885 (4%)** are Health Workers (HWs).
  - 1474 (78%) State; 403 (21%) Private, 4 (0.2%) Non-Governmental Organizations.
  - 1749 (93%) recoveries and 6 (0.3%) deaths.
- The recovery rate now stands at **93%**.
- All fourteen (14) regions have reported confirmed cases; **Khomas and Erongo** regions reported the highest with **15887 (38%)** and **7721 (18%)** respectively.
- Of the total fatalities, **390 (80%)** are COVID-19 deaths while **96 (20%)** are COVID-19 related deaths.

**Table 1: Distribution of confirmed COVID-19 cases by region, 18 March 2021**

Region	Total No. of cases	Active cases	Recoveries	Cumulative Deaths	Cumulative deaths with co-morbidities	Non-COVID deaths	Health Workers
Erongo	7721	233	7386	97	93	5	204
Hardap	1752	110	1618	24	19	0	46
//Kharas	2641	86	2521	34	29	0	118
Kavango East	1626	247	1358	21	16	0	102
Kavango West	176	8	166	2	2	0	9
Khomas	15887	357	15355	175	160	0	781
Kunene	1008	39	958	10	10	0	52
Ohangwena	1038	59	965	13	10	2	50
Omaheke	981	64	906	11	8	0	44
Omusati	1142	108	1027	7	4	0	31
Oshana	2678	296	2352	30	20	0	206
Oshikoto	2317	166	2138	11	11	2	110
Otjozondjupa	2344	152	2151	41	31	0	97
Zambezi	654	324	320	10	7	0	35
<b>Total</b>	<b>41965</b>	<b>2249</b>	<b>39221</b>	<b>486</b>	<b>420</b>	<b>9</b>	<b>1885</b>

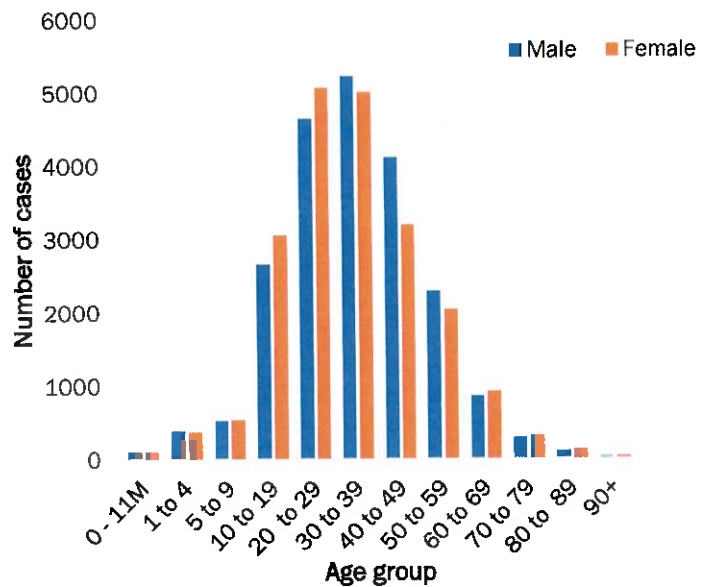
# EPIDEMIOLOGICAL SITUATION IN NAMIBIA



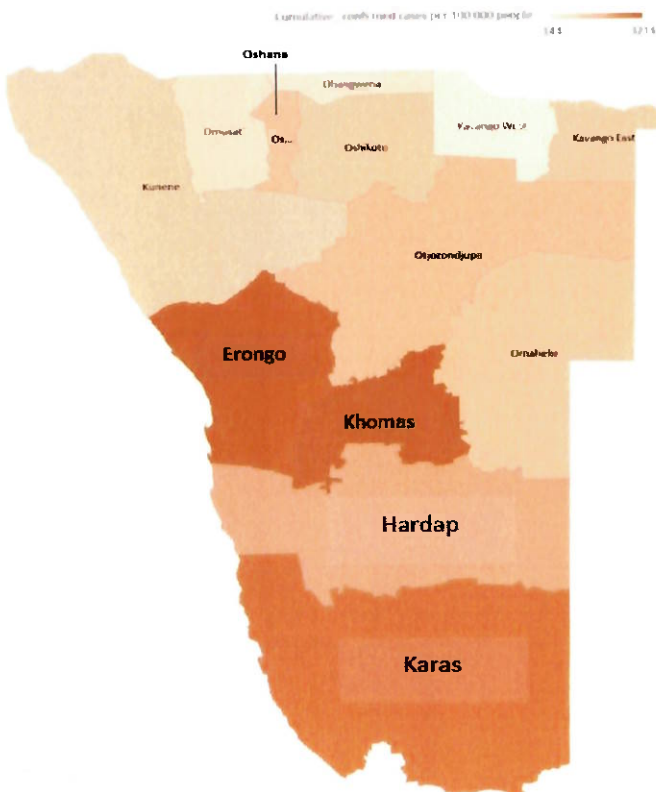
- The National Call Center continues operations for 24 hours daily.
- Today (18/03/2021), **442** calls were answered including **16** alerts.
- A highest peak of **3485 (8%)** cases was recorded during week 1 in 2021 (Figure 2).

**Figure 1: Epi-curve for confirmed COVID-19 cases, 18 March 2021**

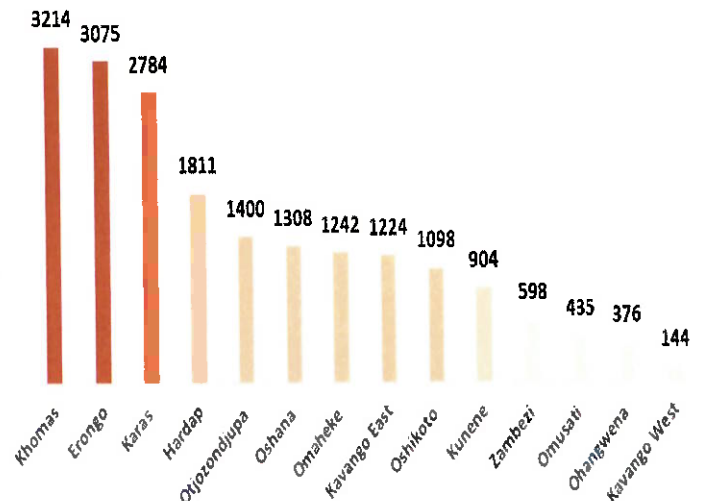
- Of the total confirmed cases, **27255 (65%)** are in the 20-49 years age-brackets which constitutes the majority of the recorded cases.
- A total of **6779 (16%)** of the confirmed cases are among the 5-19 years category.
- The under 5 years age group make up **956 (2%)** of the total cases whereas, **2650 (6%)** are above 60 years of age.



**Figure 2: Age and Sex distribution of COVID-19 confirmed cases 18 March 2021**



**Cumulative\_confirmed cases per 100 000 people**



**Figure 3: Distribution of cumulative confirmed cases per 100 000 by region, 18 March 2021**



**Table 2: COVID-19 specimen recorded at the Laboratories, 18 March 2021**

- To date, **326354** tests (including **11700** re-tests) have been conducted by NIP, Path-Care, NAMDEB, UNAM, Namib Poultry, Diagno, NAMPath and Central Veterinary laboratories
- Since the beginning of the outbreak, **76440** contacts of confirmed cases have been identified, **361** new contacts were identified within the last 24 hours from 12 regions.
- Cumulatively, **71452** contacts have completed their monitoring period, while a total of **10432 (25%)** contacts of confirmed cases have tested positive.
- Today, **3536 (74%)** out of **4776** active contacts monitored.

VARIABLES	TOTAL
Total samples received by the Laboratory	326471
Total samples tested	314654
Total samples re-tested	11700
Total positive results	41965
Total negative results	272636
Total samples discarded	117
Invalid results	0
Total pending results	46
Indeterminant/Inconclusive	7
Suspected cases in 24 hours (excludes re-tests)	2165

**Table 3: Number of people in mandatory quarantine facilities, 18 March 2021**

Region	Newly quarantined 24 Hrs.	Cumulative number	Number discharged	Number in quarantine now
Erongo	0	5193	5163	30
Hardap	2	1496	1489	7
Kavango	0	1265	1211	54
Khomas	0	3363	3354	9
//Kharas	0	5020	4655	365
Kunene	251	3789	3381	408
Ohangwena	0	690	690	0
Omaheke	0	4512	4323	189
Omusati	0	553	551	2
Oshana	0	400	400	0
Oshikoto	39	10235	9466	769
Otjozondjupa	0	1403	1388	15
Zambezi	4	1435	1393	42
<b>Total</b>	<b>296</b>	<b>39354</b>	<b>37464</b>	<b>1890</b>

- Since March 2020, **39354** people have been placed into mandatory quarantine facilities around the country.
- A total of **1890** people are currently in quarantine, with **296** new admissions.

**PUBLIC HEALTH ACTION(S)**

- Mechanisms are underway on how to roll out the vaccine nationwide once it is made available.
- The government and developmental partners continue to prioritise the continuation of essential health services.

**CHALLENGES**

- Lack of isolation units and facilities for cases detected in boarding schools.
- Non-adherence to COVID-19 prevention measures by the general public.


**RECOMMENDATIONS**

- Establish fully equipped isolation units and facilities for cases in schools.
- Continue to give awareness on the importance of adhering to COVID -19 prevention measures; with the involvement of the Security Cluster.




APPROVED



INCIDENT MANAGER  
18 MARCH 2021



SECRETARIAT

For enquiries, please contact  
**Namibia Public Health Emergency Operations Centre;**  
 [PHEOC@mhss.gov.na](mailto:PHEOC@mhss.gov.na)  
 0800 100 100  
 0851 100 100