



NAMIBIA COVID-19 SITUATION REPORT NO. 366

Outbreak Name	COVID-19 outbreak	Country affected	Namibia
Date & Time	19.03.2021 17h00	Investigation start Date	13 March 2020
Prepared by	Surveillance Team		

HIGHLIGHTS/SITUATION UPDATE (19/03/2021)

TOTAL

Tested 328367

Confirmed 42203

Active 2419

Recovered 39282

Death 492

TODAY

Tested 2014

Confirmed 238

Active 2419

Recovered 61

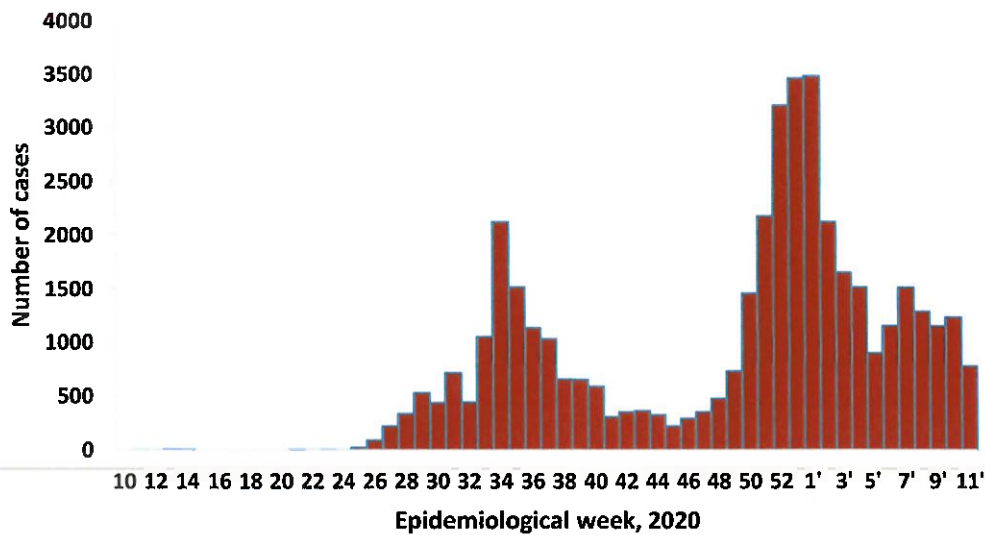
Death 6

- Today, Honourable Minister of Health and Social Services launched a national COVID-19 vaccination programme in Windhoek.
- A total of **42203** cases have been recorded to-date, representing **2%** of the population.
- More male cases **21317 (51%)** were recorded compared to female cases **20886 (49%)**.
- Of the total confirmed cases, **1891 (4%)** are Health Workers (HWs).
 - 1484 (78%) State; 403 (21%) Private, 4 (0.2%) Non-Governmental Organizations.
 - 1749 (92%) recoveries and 6 (0.3%) deaths.
- The recovery rate now stands at **93%**.
- All fourteen (14) regions have reported confirmed cases; *Khomas and Erongo regions reported the highest with **15915 (38%)** and **7763 (18%)** respectively.*
- Of the total fatalities, **396 (80%)** are COVID-19 deaths while **96 (20%)** are COVID-19 related deaths.

Table 1: Distribution of confirmed COVID-19 cases by region, 19 March 2021

Region	Total No. of cases	Active cases	Recoveries	Cumulative Deaths	Cumulative deaths with co-morbidities	Non-COVID deaths	Health Workers
Erongo	7763	274	7386	98	94	5	204
Hardap	1763	105	1633	25	19	0	47
//Kharas	2649	94	2521	34	29	0	118
Kavango East	1650	271	1358	21	16	0	102
Kavango West	180	12	166	2	2	0	10
Khomas	15915	362	15378	175	159	0	782
Kunene	1031	61	959	11	11	0	53
Ohangwena	1048	46	987	13	10	2	50
Omaheke	993	75	906	12	9	0	44
Omusati	1146	112	1027	7	4	0	31
Oshana	2685	301	2352	30	20	1	208
Oshikoto	2337	185	2138	13	13	2	110
Otjozondjupa	2389	197	2151	41	31	0	97
Zambezi	654	324	320	10	7	0	35
Total	42203	2419	39282	492	424	10	1891

EPIDEMIOLOGICAL SITUATION IN NAMIBIA



➤ A highest peak of **3485 (8%)** cases was recorded during week 1 in 2021 (Figure 2).

Figure 1: Epi-curve for confirmed COVID-19 cases, 19 March 2021

- Of the total confirmed cases, **27358 (65%)** are in the 20-49 years age-brackets which constitutes the majority of the recorded cases.
- A total of **6860 (16%)** of the confirmed cases are among the 5-19 years category.
- The under 5 years age group make up **961 (2%)** of the total cases whereas, **2671 (6%)** are above 60 years of age.

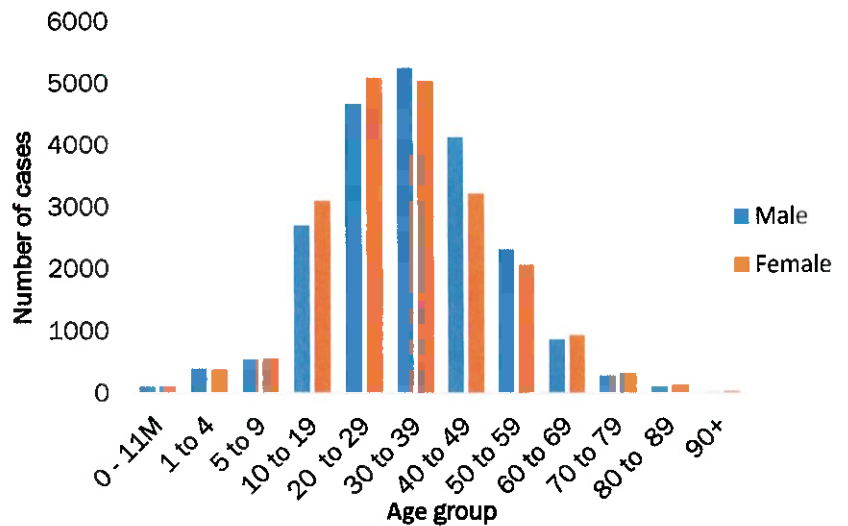


Figure 2: Age and Sex distribution of COVID-19 confirmed cases, 19 March 2021

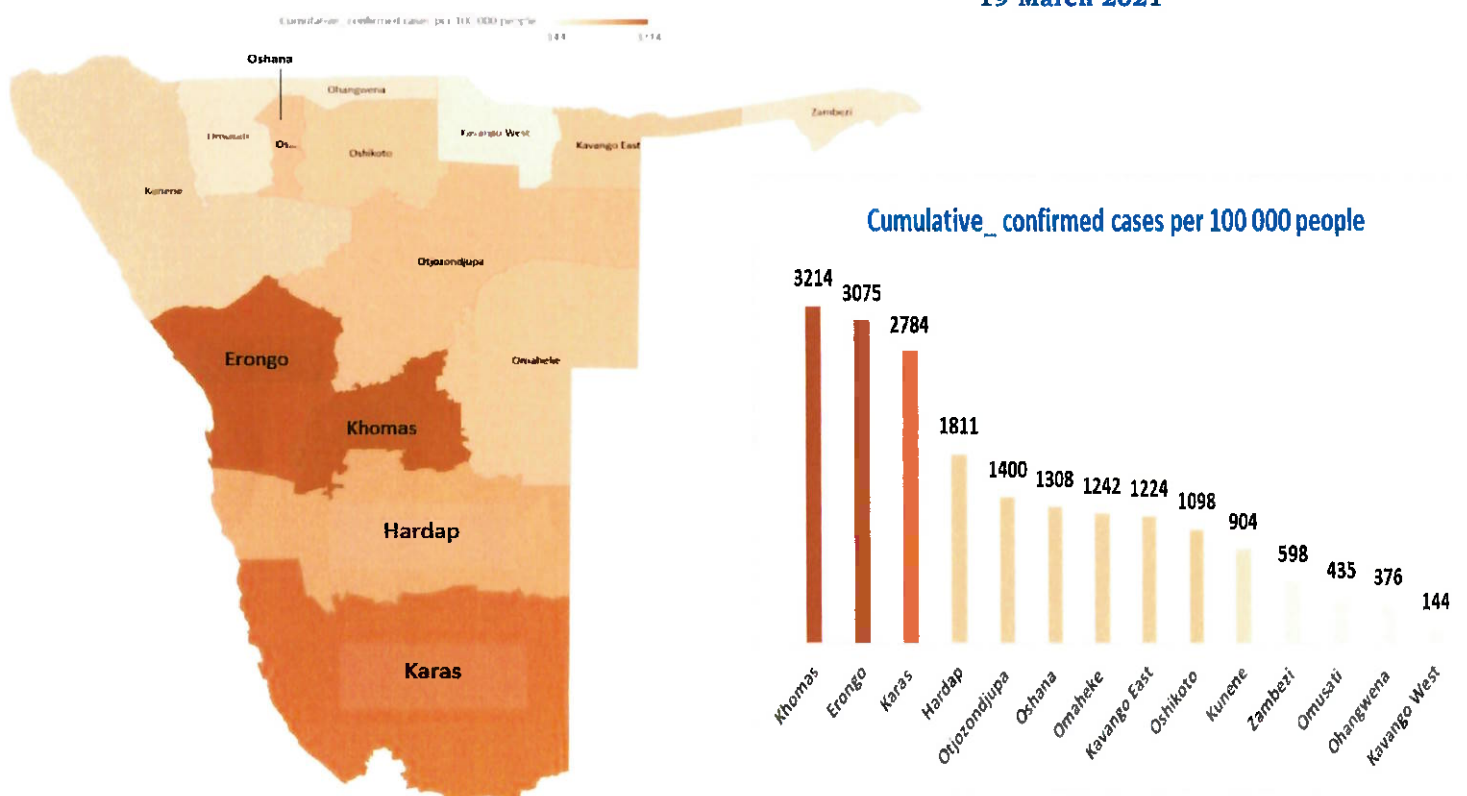


Figure 3: Distribution of cumulative confirmed cases per 100 000 by region, 19 March 2021

Table 2: COVID-19 specimen recorded at the Laboratories, 19 March 2021

- To date, **328367** tests (including **11705** re-tests) have been conducted by NIP, Path-Care, NAMDEB, UNAM, Namib Poultry, Diagno, NAMPath and Central Veterinary laboratories
- Since the beginning of the outbreak, **76861** contacts of confirmed cases have been identified, **421** new contacts were identified within the last 24 hours from 10 regions.
- Cumulatively, **71775** contacts have completed their monitoring period, while a total of **10464 (25%)** contacts of confirmed cases have tested positive.
- Today, **2008 (41%)** out of **4844** active contacts monitored.

VARIABLES	TOTAL
Total samples received by the Laboratory	328485
Total samples tested	316662
Total samples re-tested	11705
Total positive results	42203
Total negative results	274407
Total samples discarded	117
Invalid results	0
Total pending results	46
Indeterminant/Inconclusive	7
Suspected cases in 24 hours (excludes re-tests)	2009

Table 3: Number of people in mandatory quarantine facilities, 19 March 2021

Region	Newly quarantined 24 Hrs.	Cumulative number	Number discharged	Number in quarantine now
Erongo	0	5193	5163	30
Hardap	0	1496	1489	7
Kavango	0	1265	1211	54
Khomas	1	3364	3354	10
//Kharas	0	5020	4655	365
Kunene	142	3931	3455	476
Ohangwena	0	690	690	0
Omaheke	210	4722	4323	399
Omusati	0	553	551	2
Oshana	0	400	400	0
Oshikoto	70	10305	9617	688
Otjozondjupa	0	1403	1388	15
Zambezi	1	1436	1405	31
Total	424	39778	37701	2077

- Since March 2020, **39778** people have been placed into mandatory quarantine facilities around the country.
- A total of **2077** people are currently in quarantine, with **424** new admissions.

PUBLIC HEALTH ACTION (S)

- The government and developmental partners continue to prioritise the continuation of essential health services.


CHALLENGES

- Lack of isolation units and facilities for cases detected in boarding schools.
- Non-adherence to COVID-19 prevention measures by the general public.

RECOMMENDATIONS

- Establish fully equipped isolation units and facilities for cases in schools.
- Continue to give awareness on the importance of adhering to COVID -19 prevention measures; with the involvement of the Security Cluster.




APPROVED



INCIDENT MANAGER
19 MARCH 2021



SECRETARIAT

For enquiries, please contact
Namibia Public Health Emergency Operations Centre;
 PHEOC@mhss.gov.na
 0800 100 100
 0851 100 100