



NAMIBIA COVID-19 SITUATION REPORT NO. 373

Outbreak Name	COVID-19 outbreak	Country affected	Namibia
Date & Time	26.03.2021 17h00	Investigation start Date	13 March 2020
Prepared by	Surveillance Team		

HIGHLIGHTS/SITUATION UPDATE (26/03/2021)

TOTAL	TODAY
Tested 338533	Tested 2085
Confirmed 43499	Confirmed 320
Active 1689	Active 1689
Recovered 41292	Recovered 139
Death 508	Death 4

- A total of **43499** cases have been recorded to-date, representing **2%** of the population.
- More male cases **21956 (50%)** were recorded compared to female cases **21543 (50%)**.
- Of the total confirmed cases, **1940 (4%)** are Health Workers (HWs).
 - 1524 (79%) State; 409 (21%) Private, 4 (0.2%) Non-Governmental Organizations.
 - 1810 (93%) recoveries and 6 (0.3%) deaths.
- The recovery rate now stands at **95%**.
- All fourteen (14) regions have reported confirmed cases; *Khomas and Erongo* regions reported the highest with **16179 (37%)** and **7919 (18%)** respectively.
- Of the total fatalities, **410 (81%)** are COVID-19 deaths while **98 (19%)** are COVID-19 related deaths.

Table 1: Distribution of confirmed COVID-19 cases by region, 26 March 2021

Region	Total No. of cases	Active cases	Recoveries	Cumulative Deaths	Cumulative deaths with co-morbidities	Non-COVID deaths	Health Workers
Erongo	7919	277	7538	99	95	5	209
Hardap	1883	176	1678	29	22	0	53
//Kharas	2720	100	2586	34	29	0	122
Kavango East	1733	95	1617	21	16	0	108
Kavango West	185	7	176	2	2	0	11
Khomas	16179	458	15545	176	160	0	795
Kunene	1152	119	1022	11	11	0	53
Ohangwena	1099	45	1036	16	13	2	54
Omaheke	1008	49	945	14	11	0	44
Omusati	1169	20	1141	8	5	0	31
Oshana	2749	48	2669	31	20	1	211
Oshikoto	2439	51	2372	14	15	2	115
Otjozondjupa	2588	231	2314	43	32	0	98
Zambezi	676	13	653	10	7	0	36
Total	43499	1689	41292	508	438	10	1940

EPIDEMIOLOGICAL SITUATION IN NAMIBIA

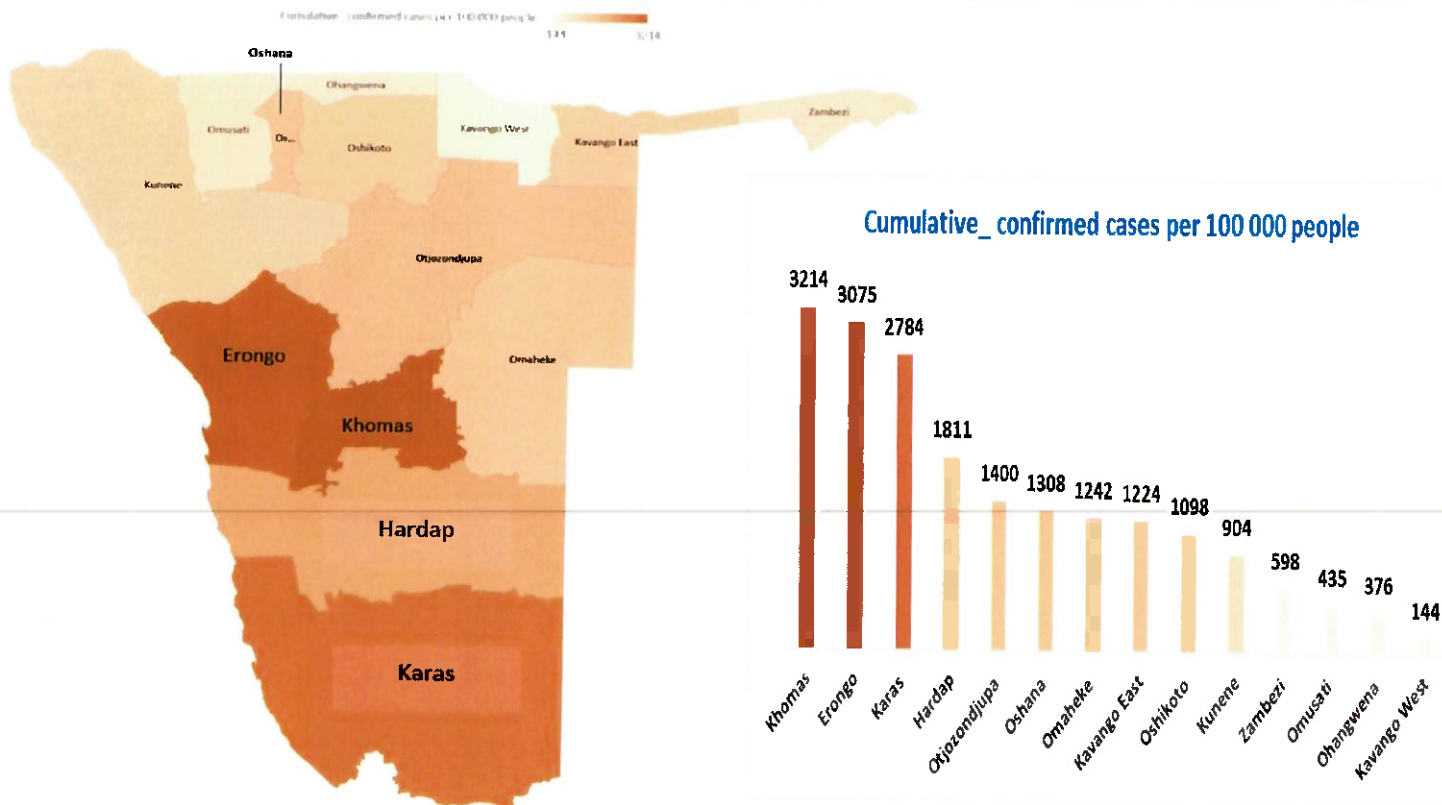


Figure 1: Distribution of cumulative confirmed cases per 100 000 by region, 26 March 2021

Table 2: COVID-19 specimen recorded at the Laboratories, 26 March 2021

VARIABLES	TOTAL
Total samples received by the Laboratory	338650
Total samples tested	326789
Total samples re-tested	11744
Total positive results	43499
Total negative results	283237
Total samples discarded	117
Invalid results	0
Total pending results	46
Indeterminant/Inconclusive	7
Suspected cases in 24 hours (excludes re-tests)	2077

- To date, **338533** tests (including **11744** re-tests) have been conducted by NIP, Path-Care, NAMDEB, UNAM, Namib Poultry, Diagno, NAMPath, Namibia Central Pathology and Central Veterinary laboratories
- Since the beginning of the outbreak, **78839** contacts of confirmed cases have been identified, **491** new contacts were identified within the last 24 hours from 9 regions.
- Cumulatively, **73472** contacts have completed their monitoring period, while a total of **11001 (25%)** contacts of confirmed cases have tested positive.
- Today, **3325 (73%)** out of **4566** active contacts monitored.

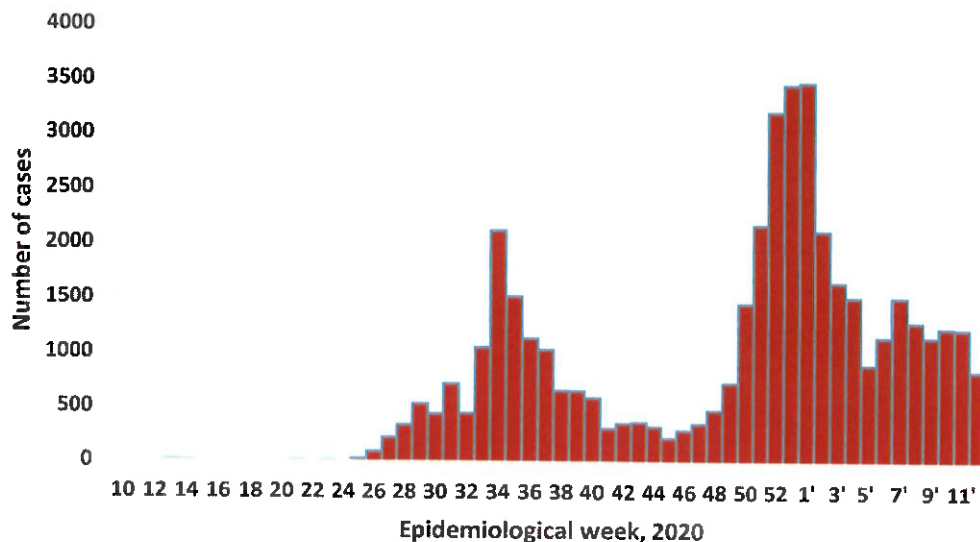


Figure 2: Epi-curve for confirmed COVID-19 cases, 26 March 2021

- A highest peak of **3485 (8%)** cases was recorded during week 1 in 2021 (Figure 2).

- The National Call Center continues operations for 24 hours daily.
- Today (26/03/2021), **569** calls were answered including **23** alerts.

- Of the total confirmed cases, **28018 (64%)** are in the 20-49 years age-brackets which constitutes the majority of the recorded cases.
- A total of **7201 (17%)** of the confirmed cases are among the 5-19 years category.
- The under 5 years age group make up **994 (2%)** of the total cases whereas, **2778 (6%)** are above 60 years of age.

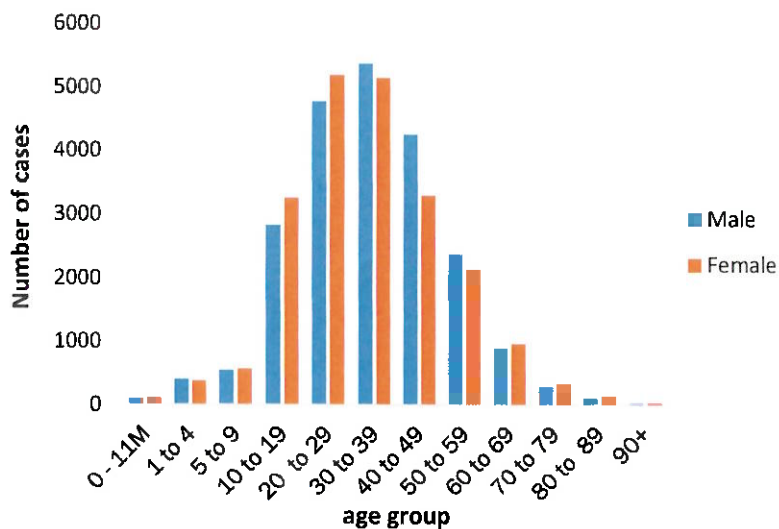


Figure 3: Age and Sex distribution of COVID-19 confirmed cases 26 March 2021

Table 3: Number of people in mandatory quarantine facilities, 26 March 2021

Region	Newly quarantined 24 Hrs.	Cumulative number	Number discharged	Number in quarantine now
Erongo	0	5193	5170	23
Hardap	2	1522	1507	15
Kavango	3	1277	1266	11
Khomas	1	3369	3358	11
//Kharas	0	5269	4887	382
Kunene	1	4129	3767	362
Ohangwena	0	690	690	0
Omaheke	15	4821	4655	166
Omusati	0	553	553	0
Oshana	0	400	400	0
Oshikoto	45	10624	9898	726
Otjozondjupa	0	1403	1403	0
Zambezi	0	1442	1409	33
Total	67	40692	38963	1729

- Since March 2020, **40692** people have been placed into mandatory quarantine facilities around the country.
- A total of **1729** people are currently in quarantine, with **67** new admissions.

PUBLIC HEALTH ACTION (S)

- Honourable Minister of Health and Social Services launched a national COVID-19 vaccination programme in Windhoek.
- The government and developmental partners continue to prioritise the continuation of essential health services.

CHALLENGES

- Lack of isolation units and facilities for cases detected in boarding schools.
- Non-adherence to COVID-19 prevention measures by the general public.

RECOMMENDATIONS

- Establish fully equipped isolation units and facilities for cases in schools.
- Continue to give awareness on the importance of adhering to COVID -19 prevention measures; with the involvement of

APPROVED

INCIDENT MANAGER
26 MARCH 2021

SECRETARIAT

For enquiries, please contact
Namibia Public Health Emergency Operations Centre;

PHEOC@mhss.gov.na

0800 100 100

0851 100 100