



NAMIBIA COVID-19 SITUATION REPORT NO. 377

Outbreak Name	COVID-19 outbreak	Country affected	Namibia
Date & Time	30.03.2021 17h00	Investigation start Date	13 March 2020
Prepared by	Surveillance Team		

HIGHLIGHTS/SITUATION UPDATE (30/03/2021)



- A total of **44139** cases have been recorded to-date, representing **2%** of the population.
- More male cases **22237 (50%)** were recorded compared to female cases **21902 (50%)**.
- Of the total confirmed cases, **1956 (4%)** are Health Workers (HWs).
 - 1538 (79%) State; 414 (21%) Private, 4 (0.2%) Non-Governmental Organizations.
 - 1810 (93%) recoveries and 6 (0.3%) deaths.
- The recovery rate now stands at **95%**.
- All fourteen (14) regions have reported confirmed cases; **Khomas and Erongo** regions reported the highest with **16312 (37%)** and **7965 (18%)** respectively.
- Of the total fatalities, **423 (81%)** are COVID-19 deaths while **100 (19%)** are COVID-19 related deaths.

Table 1: Distribution of confirmed COVID-19 cases by region, 30 March 2021

Region	Total No. of cases	Active cases	Recoveries	Cumulative Deaths	Cumulative deaths with co-morbidities	Non-COVID deaths	Health Workers
Erongo	7965	221	7637	102	97	5	212
Hardap	2013	189	1795	29	22	0	55
//Kharas	2747	93	2619	35	29	0	122
Kavango East	1753	60	1670	23	18	0	109
Kavango West	187	6	179	2	2	0	11
Khomas	16312	539	15591	182	166	0	800
Kunene	1261	190	1059	12	12	0	53
Ohangwena	1113	52	1043	16	13	2	54
Omaheke	1010	27	969	14	11	0	44
Omusati	1180	19	1153	8	5	0	31
Oshana	2790	89	2669	31	20	1	214
Oshikoto	2479	90	2372	15	16	2	117
Otjozondjupa	2642	168	2430	44	33	0	98
Zambezi	687	15	662	10	7	0	36
Total	44139	1758	41848	523	451	10	1956

EPIDEMIOLOGICAL SITUATION IN NAMIBIA

Table 2: COVID-19 specimen recorded at the Laboratories, 30 March 2021

VARIABLES	TOTAL
Total samples received by the Laboratory	344121
Total samples tested	332242
Total samples re-tested	11762
Total positive results	44139
Total negative results	288050
Total samples discarded	117
Invalid results	0
Total pending results	46
Indeterminant/Inconclusive	7
Suspected cases in 24 hours (excludes re-tests)	1380

- To date, **344004** tests (including **1384** re-tests) have been conducted by NIP, Path-Care, NAMDEB, UNAM, Namib Poultry, Diagno, NAMPath, Namibia Central Pathology and Central Veterinary laboratories
- Since the beginning of the outbreak, **80332** contacts of confirmed cases have been identified, **634** new contacts were identified within the last 24 hours from 13 regions.
- Cumulatively, **75541** contacts have completed their monitoring period, while a total of **11273 (26%)** contacts of confirmed cases have tested positive.
- Today, **2766 (67%)** out of **4154** active contacts monitored.

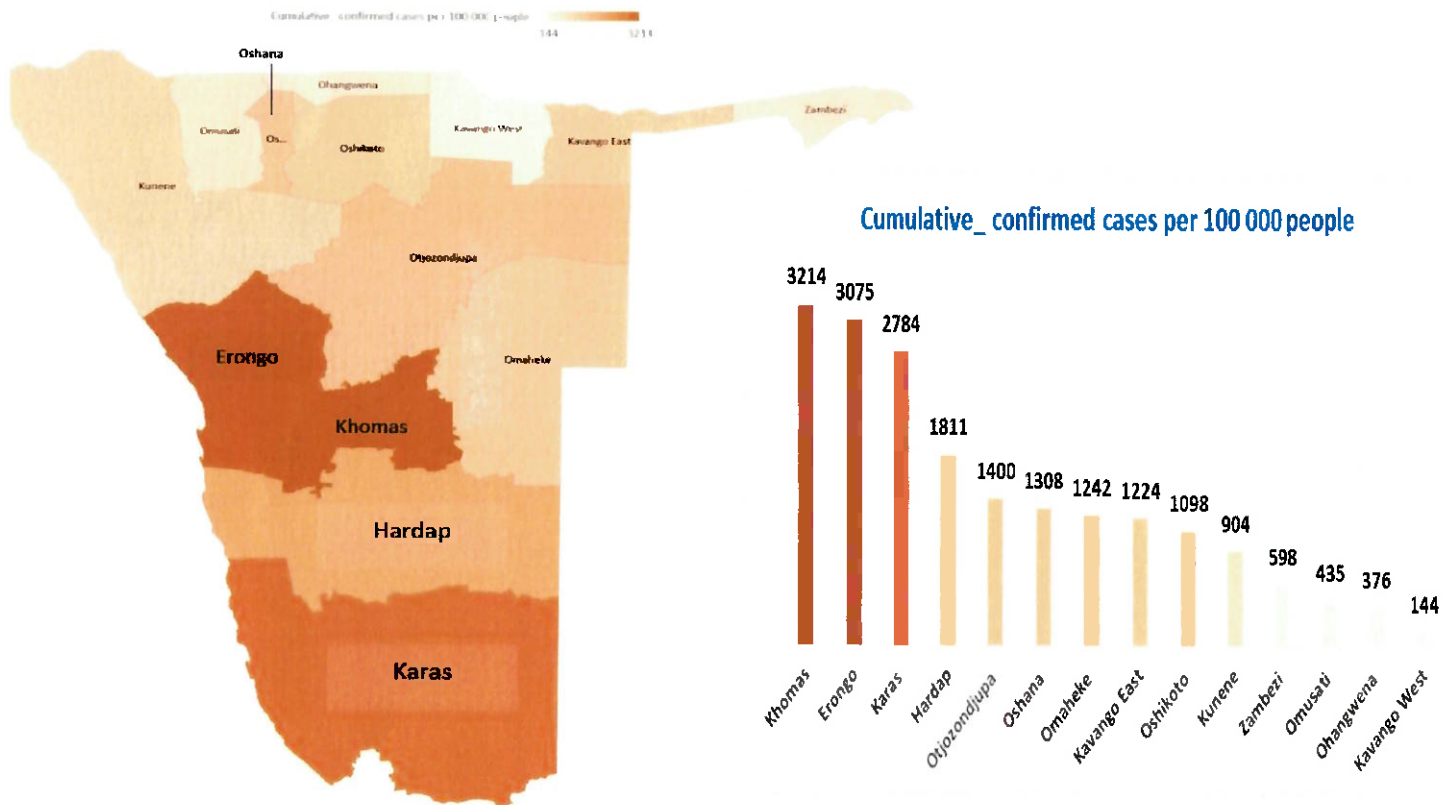


Figure 1: Distribution of cumulative confirmed cases per 100 000 by region, 30 March 2021

➤ A highest peak of **3485 (8%)** cases was recorded during week 1 in 2021 (Figure 2).

➤ The National Call Center continues operations for 24 hours daily.

➤ Today (30/03/2021), **530** calls were answered including **14** alerts.

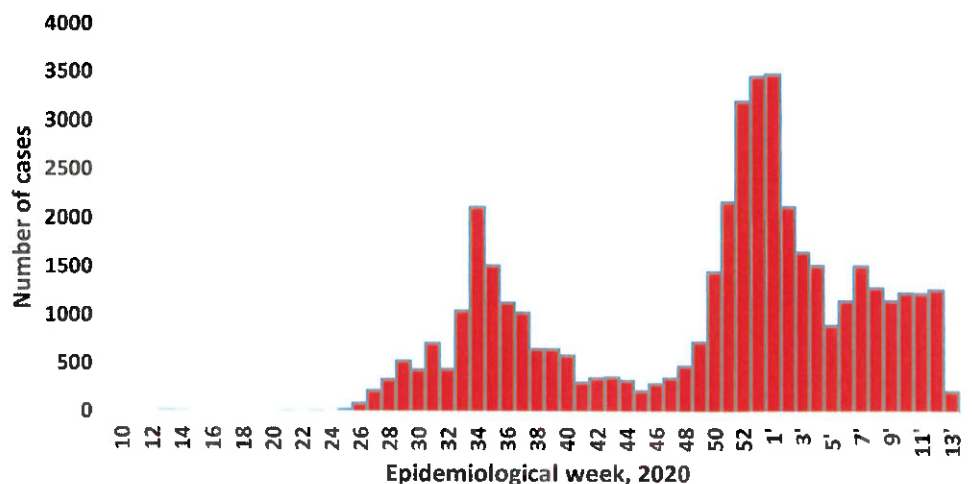


Figure 2: Epi-curve for confirmed COVID-19 cases, 30 March 2021

Table 3: Number of people in mandatory quarantine facilities, 30 March 2021

Region	Newly quarantined 24 Hrs.	Cumulative number	Number discharged	Number in quarantine now
Erongo	19	5243	5170	73
Hardap	2	1533	1523	10
Kavango	0	1278	1272	6
Khomas	0	3369	3369	0
//Kharas	5	5315	5127	188
Kunene	6	4287	3905	382
Ohangwena	0	692	690	2
Omaheke	17	4846	4788	58
Omusati	0	558	553	5
Oshana	0	400	400	0
Oshikoto	220	10894	10038	856
Otjozondjupa	0	1453	1430	23
Zambezi	0	1474	1429	45
Total	269	41342	39694	1648

➤ Since March 2020, **41342** people have been placed into mandatory quarantine facilities around the country.

➤ A total of **1648** people are currently in quarantine, with **269** new admissions.

➤ Of the total confirmed cases, **28311 (64%)** are in the 20-49 years age-brackets which constitutes the majority of the recorded cases.

➤ A total of **7418 (17%)** of the confirmed cases are among the 5-19 years category.

➤ The under 5 years age group make up **1006 (2%)** of the total cases whereas, **2817 (6%)** are above 60 years of age.

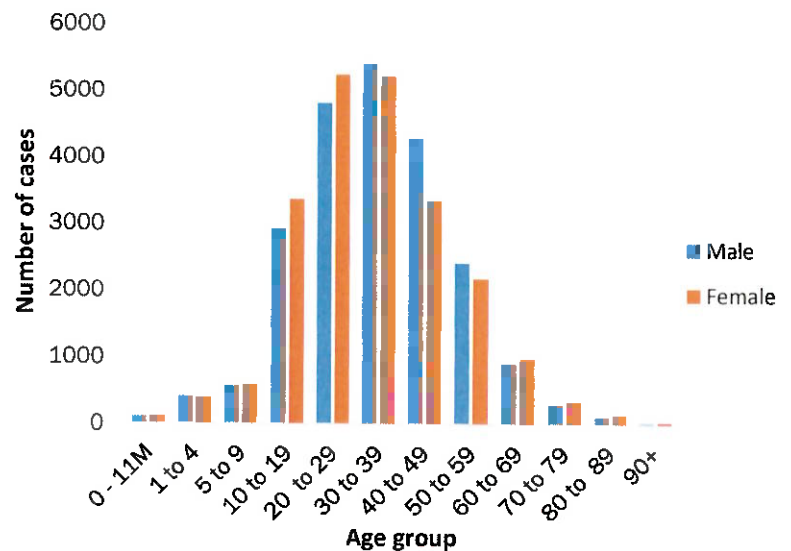


Figure 3: Age and Sex distribution of COVID-19 confirmed cases 30 March 2021

PUBLIC HEALTH ACTION (S)

- Honourable Minister of Health and Social Services launched a national COVID-19 vaccination programme in Windhoek.
- The government and developmental partners continue to prioritise the continuation of essential health services.

CHALLENGES

- Lack of isolation units and facilities for cases detected in boarding schools.
- Non-adherence to COVID-19 prevention measures by the general public.

RECOMMENDATIONS

- Establish fully equipped isolation units and facilities for cases in schools.
- Continue to give awareness on the importance of adhering to COVID -19 prevention measures; with the involvement of the Security Cluster.

APPROVED

INCIDENT MANAGER
30 MARCH 2021

SECRETARIAT

For enquiries, please contact
Namibia Public Health Emergency Operations Centre;
PHEOC@mhss.gov.na
 0800 100 100
 0851 100 100