



## NAMIBIA COVID-19 SITUATION REPORT NO. 384

Outbreak Name	COVID-19 outbreak	Country affected	Namibia
Date & Time	06.04.2021 17h00	Investigation start Date	13 March 2020
Prepared by	Surveillance Team		

### HIGHLIGHTS/SITUATION UPDATE (06/04/2021)

#### CUMULATIVE

**Tested 351545**

**Confirmed 45039**

**Active 1175**

**Recoveries 43306**

**Deaths 548**

#### TOTAL TODAY

**Tested 752**

**Confirmed 31**

**Active 1175**

**Recoveries 665**

**Deaths 6**

- A total of **45039** cases have been recorded to-date, representing **2%** of the population.
- Cases are equally distributed by gender at **50%**.
- Of the total confirmed cases, **1976 (4%)** are Health Workers.
  - 1542 (78%) State; 418 (21%) Private, 4 (0.2%) Non-Governmental Organizations.
  - 1941 (98%) recoveries and 6 (0.3%) deaths.
- The recovery rate now stands at **96%**.
- All fourteen (14) regions have reported confirmed cases; *Khomas* and *Erongo* regions reported the highest with **16417 (36%)** and **8070 (18%)** respectively.
- Of the total fatalities, **445 (81%)** are COVID-19 deaths while **103 (19%)** are COVID-19 related deaths.

**Table 1: Distribution of confirmed COVID-19 cases by region, 06 April 2021**

Region	Total No. of cases	Active cases	Recoveries	Cumulative Deaths	Cumulative deaths with co-morbidities	Non-COVID deaths	Health Workers
Erongo	8071	195	7766	105	100	5	219
Hardap	2213	230	1950	33	24	0	58
//Kharas	2804	72	2695	37	30	0	122
Kavango East	1819	80	1716	23	18	0	110
Kavango West	203	16	185	2	2	0	12
Khomas	16417	309	15912	196	175	0	804
Kunene	1296	15	1268	13	13	0	53
Oshana	1134	46	1070	16	13	2	54
Omaheke	1012	2	996	14	11	0	44
Omusati	1203	25	1170	8	5	0	32
Oshana	2822	42	2748	31	20	1	214
Oshikoto	2536	56	2463	15	16	2	117
Otjozondjupa	2805	68	2692	45	34	0	99
Zambezi	704	19	675	10	7	0	36
<b>Total</b>	<b>45039</b>	<b>1175</b>	<b>43306</b>	<b>548</b>	<b>468</b>	<b>10</b>	<b>1974</b>

# EPIDEMIOLOGICAL SITUATION IN NAMIBIA

➤ A highest peak of **3485 (8%)** cases was recorded during week 1 in 2021 (Figure 1).

➤ The National Call Center continues operations for 24 hours daily.

➤ Today (06/04/2021), **579** calls were answered including **22** alerts.

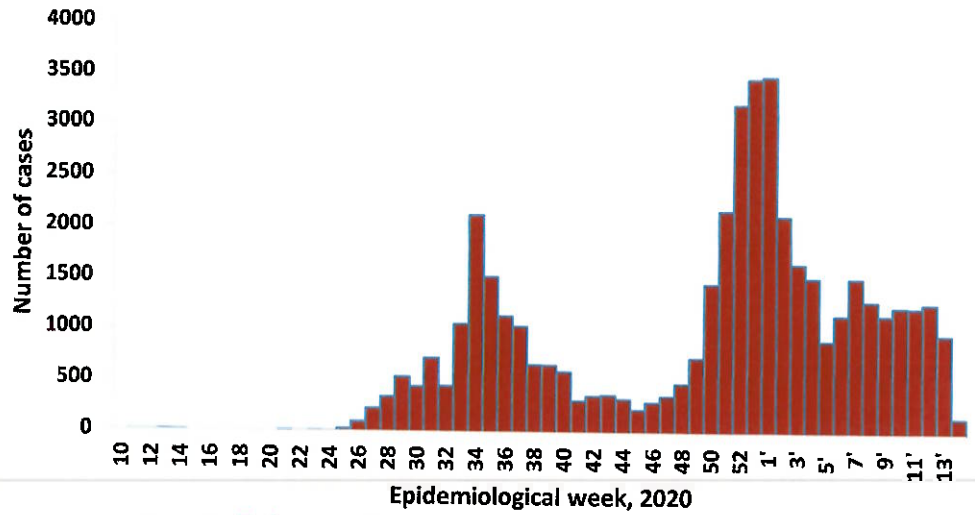


Figure 1: Epi-curve for confirmed COVID-19 cases, 06 April 2021

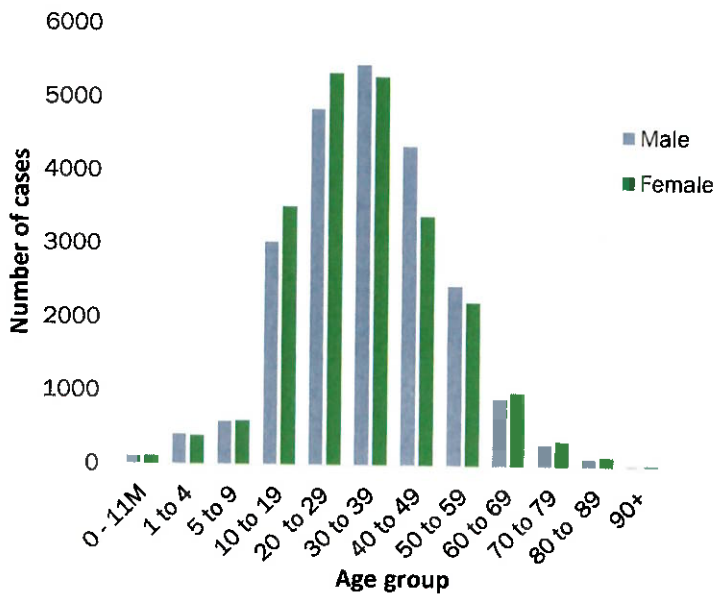


Figure 2: Age and Sex distribution of COVID-19 confirmed cases 06 April 2021

➤ Of the total confirmed cases, **28719 (64%)** are in the 20-49 years age-brackets which constitutes the majority of the recorded cases.

➤ A total of **7737 (17%)** of the confirmed cases are among the 5-19 years category.

➤ The under 5 years age group make up **1027 (2%)** of the total cases whereas, **2871 (6%)** are above 60 years of age.

## Cumulative\_confirmed cases per 100 000 people

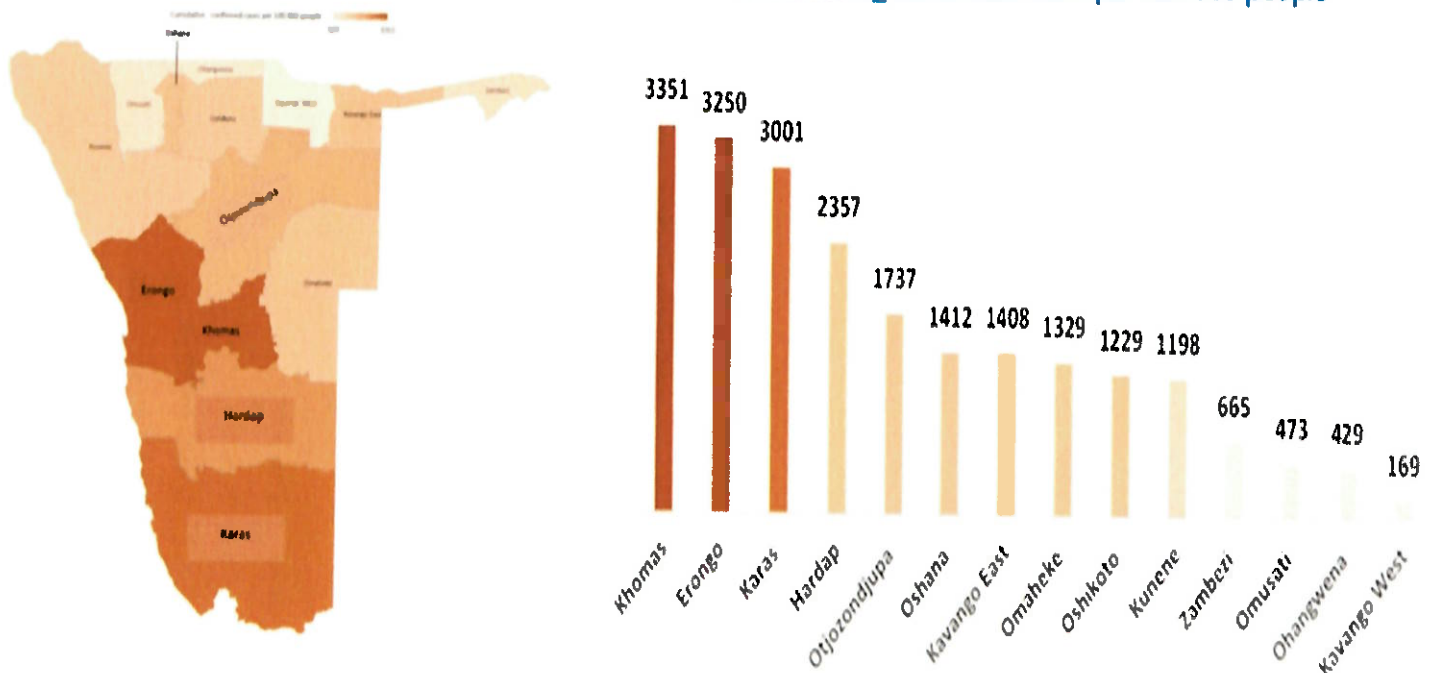


Figure 3: Distribution of cumulative confirmed cases per 100 000 by region, 06 April 2021



**Table 2: COVID-19 specimen recorded at the Laboratories, 06 April 2021**

- To date, **351545** tests (including **11793** re-tests) have been conducted by NIP, Path-Care, NAMDEB, UNAM, Namib Poultry, Diagno, NAMPath, Namibia Central Pathology and Central Veterinary laboratories
- Since the beginning of the outbreak, **81698** contacts of confirmed cases have been identified, **241** new contacts were identified within the last 24 hours from 11 regions.
- Cumulatively, **77163** contacts have completed their monitoring period, while a total of **11454 (25%)** contacts of confirmed cases have tested positive.
- Today, **1861 (45%)** out of **4108** active contacts monitored.

VARIABLES	TOTAL
Total samples received by the Laboratory	351662
Total samples tested	339752
Total samples re-tested	11793
Total positive results	45039
Total negative results	294660
Total samples discarded	117
Invalid results	0
Total pending results	46
Indeterminant/Inconclusive	7
Suspected cases in 24 hours (excludes re-tests)	750

**Table 3: Number of people in mandatory quarantine facilities, 06 April 2021**

Region	Newly quarantined 24 Hrs.	Cumulative number	Number discharged	Number in quarantine now
Erongo	0	5243	5201	42
Hardap	0	1549	1532	17
Kavango	6	1297	1277	20
Khomas	22	3402	3380	22
//Kharas	2	5537	5253	284
Kunene	27	4342	4289	53
Ohangwena	0	692	692	0
Omaheke	47	4962	4915	47
Omusati	0	558	553	5
Oshana	0	400	400	0
Oshikoto	69	11043	10474	569
Otjozondjupa	0	1453	1430	23
Zambezi	8	1636	1489	147
<b>Total</b>	<b>181</b>	<b>42114</b>	<b>40885</b>	<b>1229</b>

- Since March 2020, **42114** people have been placed into mandatory quarantine facilities around the country.
- A total of **1229** people are currently in quarantine, with **181** new admissions.

**PUBLIC HEALTH ACTION (S)**

➤ The government and developmental partners continue to prioritise the continuation of essential health services.

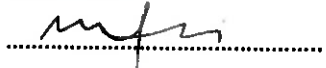
**CHALLENGES**

- Lack of isolation units and facilities for cases detected in boarding schools and police holding cells.
- Non-adherence to COVID-19 prevention measures by the general public.

**RECOMMENDATIONS**

- Establish fully equipped isolation units and facilities for cases detected in schools and police holding cells.
- Continue to give awareness on the importance of adhering to COVID -19 prevention measures; with the involvement of the Security Cluster.

APPROVED



INCIDENT MANAGER  
06 APRIL 2021



SECRETARIAT

For enquiries, please contact  
**Namibia Public Health Emergency Operations Centre;**  
 [PHEOC@mhss.gov.na](mailto:PHEOC@mhss.gov.na)  
 0800 100 100  
 0851 100 100