



NAMIBIA COVID-19 SITUATION REPORT NO. 389

Outbreak Name	COVID-19 outbreak	Country affected	Namibia
Date & Time	11.04.2021 17h00	Investigation start Date	13 March 2020
Prepared by	Surveillance Team		

HIGHLIGHTS/SITUATION UPDATE (11/04/2021)

CUMULATIVE

Tested 360173

Confirmed 45787

Active 1480

Recoveries 43721

Deaths 575

TOTAL TODAY

Tested 1978

Confirmed 260

Active 1480

Recoveries 81

Deaths 5

- A total of **45787** cases have been recorded to-date, representing **2%** of the population.
- Cases are equally distributed by gender at **50%**.
- Of the total confirmed cases, **1992 (4%)** are Health Workers.
 - 1568 (79%) State; 420 (21%) Private, 4 (0.2%) Non-Governmental Organizations.
 - 1941 (97%) recoveries and 6 (0.3%) deaths.
- The recovery rate now stands at **95%**.
- All fourteen (14) regions have reported confirmed cases; **Khomas and Erongo** regions reported the highest with **16554 (36%)** and **8215 (18%)** respectively.
- Of the total fatalities, **469 (81%)** are COVID-19 deaths while **106 (19%)** are COVID-19 related deaths.

Table 1: Distribution of confirmed COVID-19 cases by region, 11 April 2021

Region	Total No. of cases	Active cases	Recoveries	Cumulative Deaths	Cumulative deaths with co-morbidities	Non-COVID deaths	Vaccine data	Health Workers
Erongo	8215	311	7791	108	103	5	719	220
Hardap	2371	306	2030	35	24	0	0	62
//Kharas	2828	50	2739	39	31	0	0	123
Kavango East	1849	49	1777	23	18	0	0	112
Kavango West	223	33	188	2	2	0	0	12
Khomas	16554	328	16019	206	184	1	2156	808
Kunene	1303	13	1276	14	14	0	0	53
Ohangwena	1151	63	1070	16	13	2	0	55
Omaheke	1015	4	997	14	11	0	0	44
Omusati	1209	7	1193	9	6	0	0	33
Oshana	2854	59	2760	34	22	1	0	214
Oshikoto	2578	97	2463	16	17	2	0	118
Otjozondjupa	2923	144	2730	49	38	0	0	102
Zambezi	714	16	688	10	7	0	0	36
Total	45787	1480	43721	575	490	11	2875	1992

EPIDEMIOLOGICAL SITUATION IN NAMIBIA

➤ A highest peak of **3485 (8%)** cases was recorded during week 1 in 2021 (Figure 1).

➤ The National Call Center continues operations for 24 hours daily.

➤ Today (11/04/2021), **576** calls were answered including **13** alerts.

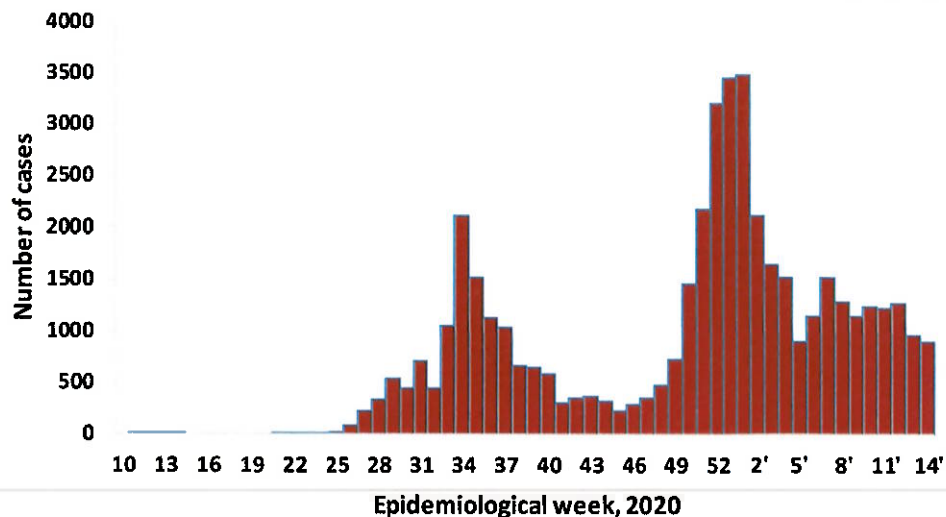


Figure 1: Epi-curve for confirmed COVID-19 cases, 11 April 2021

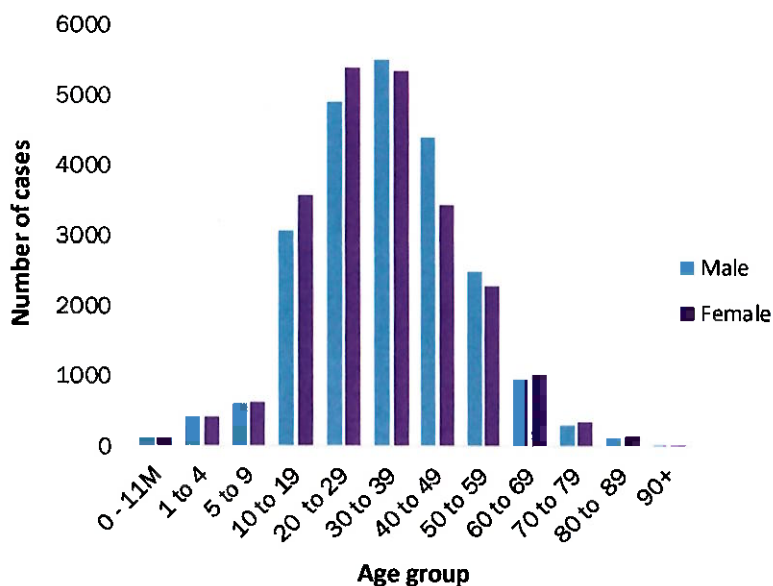


Figure 2: Age and Sex distribution of COVID-19 confirmed cases, 11 April 2021

➤ Of the total confirmed cases, **29078 (64%)** are in the 20-49 years age-brackets which constitutes the majority of the recorded cases.

➤ A total of **7952 (17%)** of the confirmed cases are among the 5-19 years category.

➤ The under 5 years age group make up **1048 (2%)** of the total cases whereas, **2930 (6%)** are above 60 years of age.

Cumulative_confirmed cases per 100 000 people

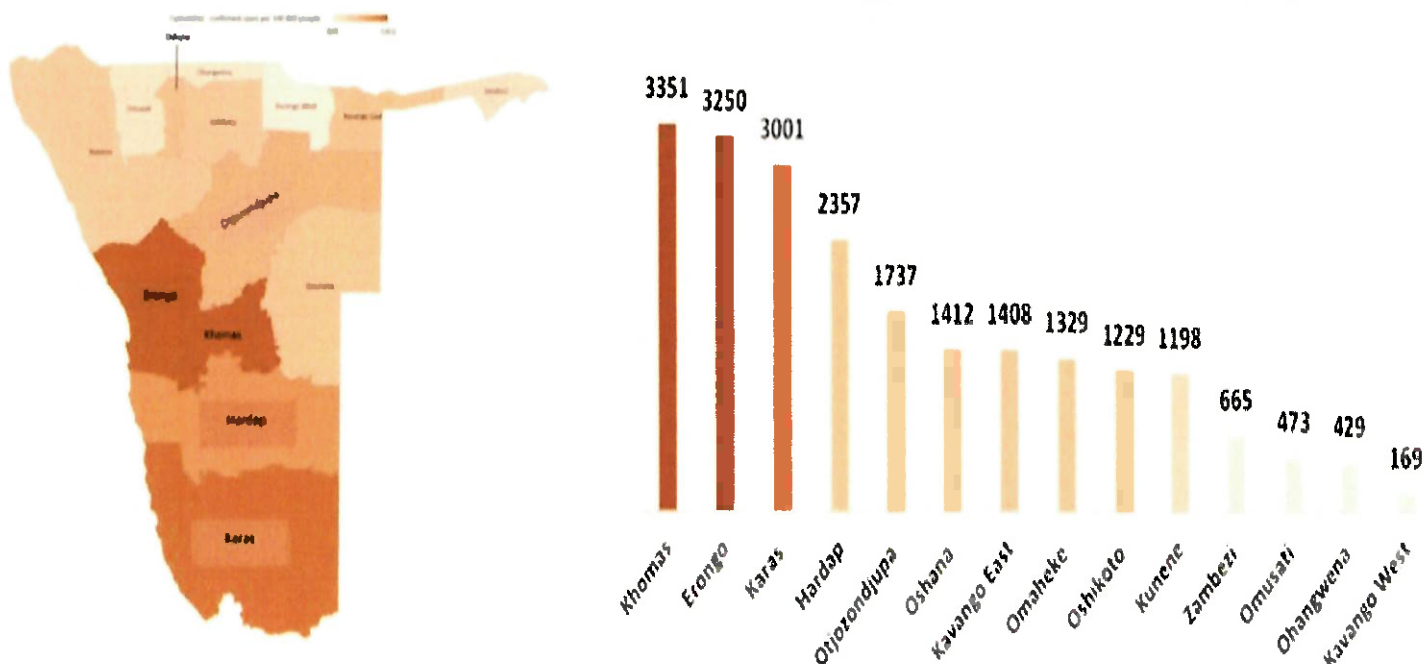


Figure 3: Distribution of cumulative confirmed cases per 100 000 by region, 11 April 2021

Table 2: COVID-19 specimen recorded at the Laboratories, 11 April 2021

- To date, **360173** tests (including **11829** re-tests) have been conducted by NIP, Path-Care, NAMDEB, UNAM, Namib Poultry, Diagno, NAMPath, Namibia Central Pathology and Central Veterinary laboratories
- Since the beginning of the outbreak, **83604** contacts of confirmed cases have been identified, **36** new contacts were identified within the last 24 hours from 14 regions.
- Cumulatively, **78763** contacts have completed their monitoring period, while a total of **11638 (26%)** contacts of confirmed cases have tested positive.
- Today, **2709 (67%)** out of **4023** active contacts monitored.

VARIABLES	TOTAL
Total samples received by the Laboratory	360290
Total samples tested	348344
Total samples re-tested	11829
Total positive results	45787
Total negative results	302504
Total samples discarded	117
Invalid results	0
Total pending results	46
Indeterminant/Inconclusive	7
Suspected cases in 24 hours (excludes re-tests)	1975

Table 3: Number of people in mandatory quarantine facilities, 11 April 2021

Region	Newly quarantined 24 Hrs.	Cumulative number	Number discharged	Number in quarantine now
Erongo	0	5264	5224	40
Hardap	0	1572	1549	23
Kavango	3	1316	1290	26
Khomas	1	3405	3386	19
//Kharas	0	5618	5342	276
Kunene	0	4452	4332	120
Ohangwena	0	692	692	0
Omaheke	22	5024	4935	89
Omusati	0	563	553	10
Oshana	0	400	400	0
Oshikoto	0	11235	10592	643
Otjozondjupa	0	1453	1430	23
Zambezi	4	1670	1506	164
Total	30	42664	41231	1433

- Since March 2020, **42664** people have been placed into mandatory quarantine facilities around the country.
- A total of **1433** people are currently in quarantine, with **30** new admissions.

PUBLIC HEALTH ACTION (S)

- The government and developmental partners continue to prioritise the continuation of essential health services.

CHALLENGES

- Lack of isolation units and facilities for cases detected in boarding schools and police holding cells.
- Non-adherence to COVID-19 prevention measures by the general public.

RECOMMENDATIONS

- Establish fully equipped isolation units and facilities for cases detected in schools and police holding cells.
- Continue to give awareness on the importance of adhering to COVID -19 prevention measures; with the involvement of the Security Cluster.




APPROVED

[Signature]

INCIDENT MANAGER
11 APRIL 2021

[Signature]

SECRETARIAT

For enquiries, please contact
Namibia Public Health Emergency Operations Centre;
 PHEOC@mhss.gov.na
 0800 100 100
 0851 100 100