



NAMIBIA COVID-19 SITUATION REPORT NO. 390

Outbreak Name	COVID-19 outbreak	Country affected	Namibia
Date & Time	12.04.2021 17h00	Investigation start Date	13 March 2020
Prepared by	Surveillance Team		

HIGHLIGHTS/SITUATION UPDATE (12/04/2021)

CUMULATIVE

Tested 361593

Confirmed 45949

Active 1368

Recoveries 43984

Deaths 586

TOTAL TODAY

Tested 1420

Confirmed 162

Active 1368

Recoveries 263

Deaths 11

- A total of **45949** cases have been recorded to-date, representing **2%** of the population.
- Cases are equally distributed by gender at **50%**.
- Of the total confirmed cases, **1994 (4%)** are Health Workers.
 - 1570 (79%) State; 420 (21%) Private, 4 (0.2%) Non-Governmental Organizations.
 - 1941 (97%) recoveries and 6 (0.3%) deaths.
- The recovery rate now stands at **96%**.
- All fourteen (14) regions have reported confirmed cases; Khomas and Erongo regions reported the highest with **16564 (36%)** and **8234 (18%)** respectively.
- Of the total fatalities, **477 (81%)** are COVID-19 deaths while **109 (19%)** are COVID-19 related deaths.

Table 1: Distribution of confirmed COVID-19 cases by region, 12 April 2021

Region	Total No. of cases	Active cases	Recoveries	Cumulative Deaths	Cumulative deaths with co-morbidities	Non-COVID deaths	Vaccine data	Health Workers
Erongo	8234	327	7791	111	106	5	738	221
Hardap	2403	234	2134	35	24	0	0	62
//Kharas	2855	68	2748	39	31	0	0	124
Kavango East	1850	50	1777	23	18	0	0	112
Kavango West	226	23	201	2	2	0	0	12
Khomas	16564	335	16019	209	186	1	2384	808
Kunene	1324	32	1278	14	14	0	0	53
Ohangwena	1154	25	1111	16	13	2	0	55
Omaheke	1022	10	998	14	11	0	0	44
Omusati	1213	7	1197	9	6	0	0	33
Oshana	2854	59	2760	34	22	1	0	214
Oshikoto	2583	30	2533	18	18	2	0	118
Otjozondjupa	2950	154	2745	51	39	0	0	102
Zambezi	717	14	692	11	8	0	0	36
Total	45949	1368	43984	586	498	11	3122	1994

EPIDEMIOLOGICAL SITUATION IN NAMIBIA

➤ A highest peak of **3485 (8%)** cases was recorded during week 1 in 2021 (Figure 1).

➤ The National Call Center continues operations for 24 hours daily.

➤ Today (12/04/2021), **538** calls were answered including **21** alerts.

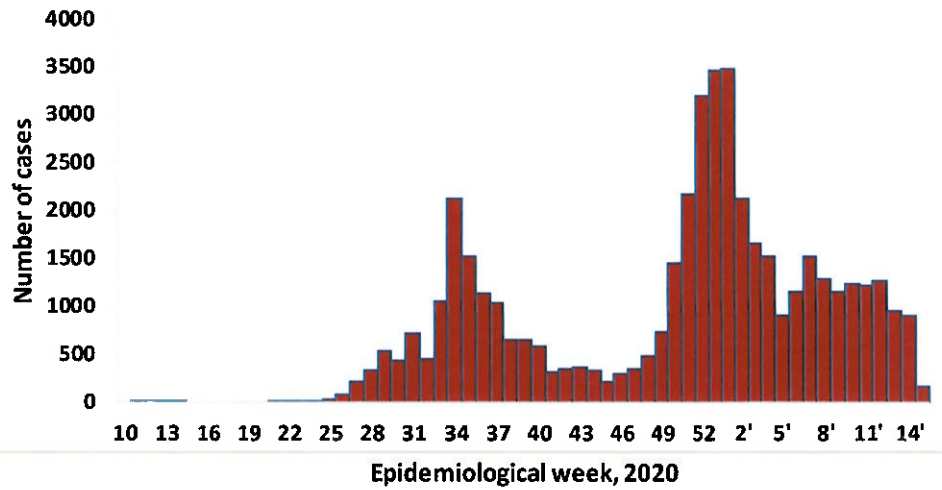
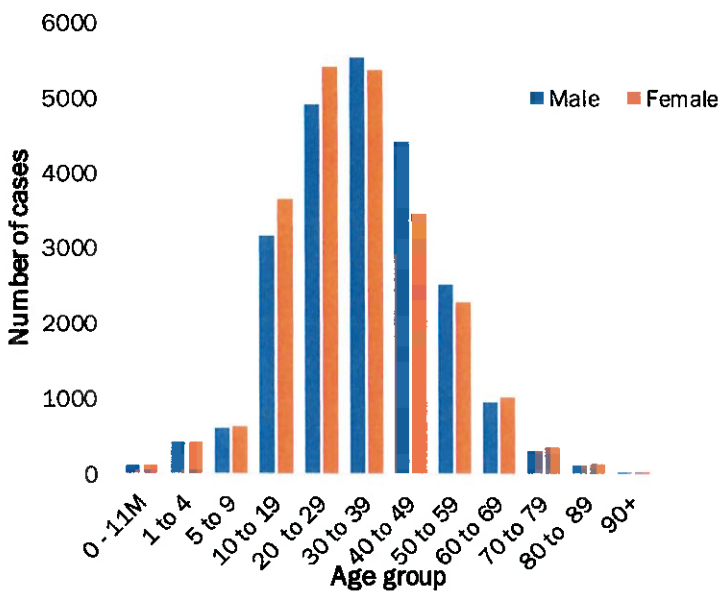


Figure 1: Epi-curve for confirmed COVID-19 cases, 12 April 2021



➤ Of the total confirmed cases, **29149 (63%)** are in the 20-49 years age-brackets which constitutes the majority of the recorded cases.

➤ A total of **8016 (17%)** of the confirmed cases are among the 5-19 years category.

➤ The under 5 years age group make up **1050 (2%)** of the total cases whereas, **2942 (2%)** are above 60 years of age.

Figure 2: Age and Sex distribution of COVID-19 confirmed cases 12 April 2021

Cumulative_confirmed cases per 100 000 people

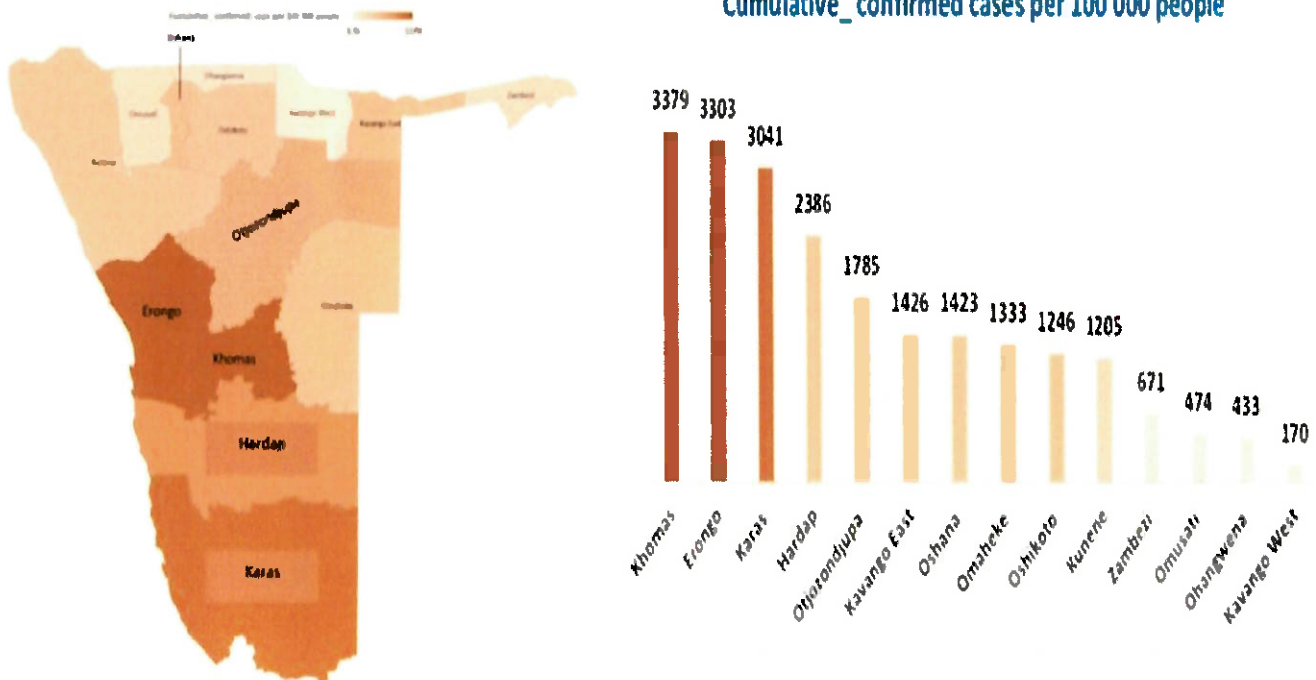


Figure 3: Distribution of cumulative confirmed cases per 100 000 by region, 12 April 2021

Table 2: COVID-19 specimen recorded at the Laboratories, 12 April 2021

VARIABLES	TOTAL
Total samples received by the Laboratory	361710
Total samples tested	349756
Total samples re-tested	11837
Total positive results	45949
Total negative results	303754
Total samples discarded	117
Invalid results	0
Total pending results	46
Indeterminant/Inconclusive	7
Suspected cases in 24 hours (excludes re-tests)	1412

- To date, **361593** tests (including **11837** re-tests) have been conducted by NIP, Path-Care, NAMDEB, UNAM, Namib Poultry, Diagno, NAMPath, Namibia Central Pathology and Central Veterinary laboratories
- Since the beginning of the outbreak, **83724** contacts of confirmed cases have been identified, **120** new contacts were identified within the last 24 hours from 13 regions.
- Cumulatively, **78957** contacts have completed their monitoring period, while a total of **11684 (25%)** contacts of confirmed cases have tested positive.
- Today, **2562 (65%)** out of **3949** active contacts monitored.

Table 3: Number of people in mandatory quarantine facilities, 12 April 2021

Region	Newly quarantined 24 Hrs.	Cumulative number	Number discharged	Number in quarantine now
Erongo	0	5264	5224	40
Hardap	0	1572	1549	23
Kavango	0	1316	1300	16
Khomas	6	3411	3386	25
//Kharas	24	5642	5347	295
Kunene	6	4458	4342	116
Ohangwena	0	692	692	0
Omaheke	69	5093	4995	98
Omusati	0	563	553	10
Oshana	0	400	400	0
Oshikoto	65	11300	10700	600
Otjozondjupa	0	1453	1430	23
Zambezi	15	1685	1506	179
Total	185	42849	41424	1425

- Since March 2020, **42849** people have been placed into mandatory quarantine facilities around the country.
- A total of **1425** people are currently in quarantine, with **185** new admissions.

PUBLIC HEALTH ACTION (S)

- The government and developmental partners continue to prioritise the continuation of essential health services.


CHALLENGES

- Lack of isolation units and facilities for cases detected in boarding schools and police holding cells.
- Non-adherence to COVID-19 prevention measures by the general public.


RECOMMENDATIONS

- Establish fully equipped isolation units and facilities for cases detected in schools and police holding cells.
- Continue to give awareness on the importance of adhering to COVID -19 prevention measures; with the involvement of the Security Cluster.

APPROVED



INCIDENT MANAGER
12 APRIL 2021



SECRETARIAT

For enquiries, please contact
Namibia Public Health Emergency Operations Centre;
 PHEOC@mhss.gov.na
 0800 100 100
 0851 100 100