



NAMIBIA COVID-19 SITUATION REPORT NO. 392

Outbreak Name	COVID-19 outbreak	Country affected	Namibia
Date & Time	14.04.2021 17h00	Investigation start Date	13 March 2020
Prepared by	Surveillance Team		

HIGHLIGHTS/SITUATION UPDATE (14/04/2021)

CUMULATIVE

Tested 364191

Confirmed 46185

Active 1256

Recoveries 44322

Deaths 596

TOTAL TODAY

Tested 1491

Confirmed 134

Active 1256

Recoveries 160

Deaths 4

- A total of **46185** cases have been recorded to-date, representing **2%** of the population.
- Cases are equally distributed by gender at **50%**.
- Of the total confirmed cases, **2000 (4%)** are Health Workers.
 - 1574 (79%) State; 422 (21%) Private, 4 (0.2%) Non-Governmental Organizations.
 - 1941 (97%) recoveries and 6 (0.3%) deaths.
- The recovery rate now stands at **96%**.
- All fourteen (14) regions have reported confirmed cases; *Khomas* and *Erongo* regions reported the highest with **16650 (36%)** and **8279 (18%)** respectively.
- Of the total fatalities, **484 (81%)** are COVID-19 deaths while **112 (19%)** are COVID-19 related deaths.

Table 1: Distribution of confirmed COVID-19 cases by region, 14 April 2021

Region	Total No. of cases	Active cases	Recoveries	Cumulative Deaths	Cumulative deaths with co-morbidities	Non-COVID deaths	Vaccine data	Health Workers
Erongo	8279	215	7947	112	106	5	846	221
Hardap	2431	245	2151	35	24	0	0	62
//Kharas	2876	86	2750	40	32	0	0	124
Kavango East	1853	53	1777	23	18	0	0	112
Kavango West	226	23	201	2	2	0	0	12
Khomas	16650	334	16102	213	190	1	2741	811
Kunene	1336	44	1278	14	14	0	0	53
Oshana	1154	25	1111	16	13	2	0	55
Omaheke	1022	10	998	14	11	0	0	44
Omusati	1218	12	1197	9	6	0	0	33
Oshana	2866	71	2760	34	22	1	0	216
Oshikoto	2591	38	2533	18	18	2	0	118
Otjozondjupa	2963	87	2821	55	43	0	0	103
Zambezi	720	13	696	11	8	0	0	36
Total	46185	1256	44322	596	507	11	3587	2000

EPIDEMIOLOGICAL SITUATION IN NAMIBIA

➤ The highest peaks of **3463 (7%)** and **3485 (8%)** cases were recorded during week 53 of 2020 and 1 of 2021 respectively (Figure 1).

➤ The National Call Center continues operations for 24 hours daily.

➤ Today (14/04/2021), **556** calls were answered including **31** alerts.

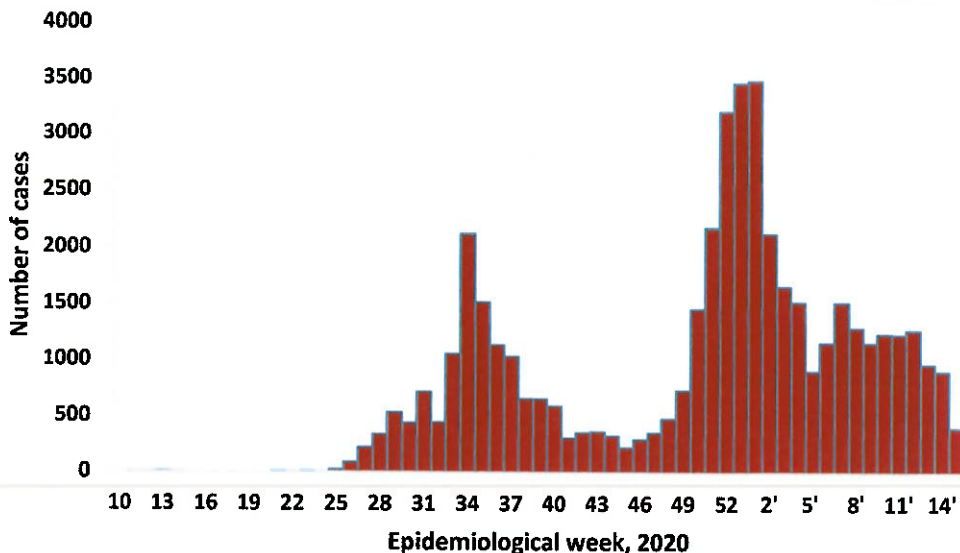
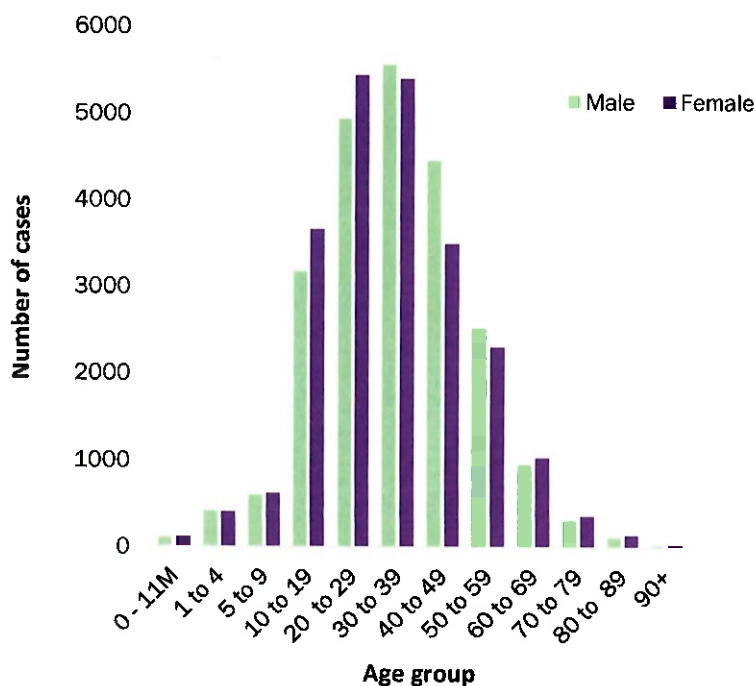


Figure 1: Epi-curve for confirmed COVID-19 cases, 14 April 2021

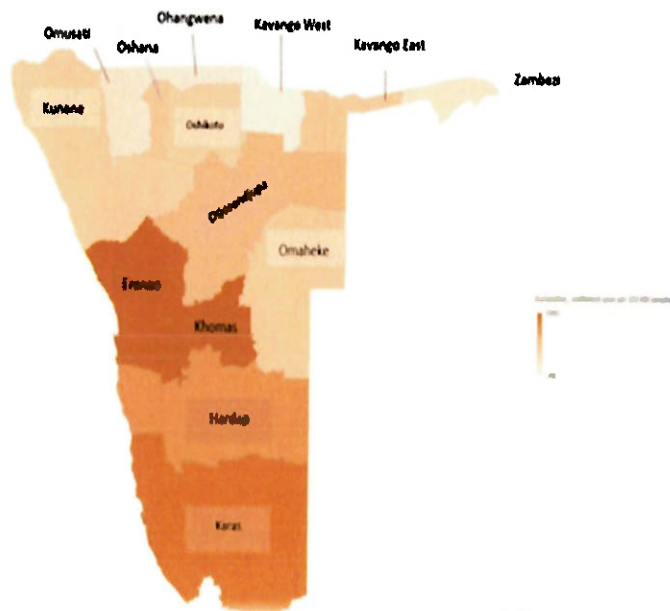


➤ Of the total confirmed cases, **29293 (63%)** are in the 20-49 years age-brackets which constitutes the majority of the recorded cases.

➤ A total of **8053 (17%)** of the confirmed cases are among the 5-19 years category.

➤ The under 5 years age group make up **1053 (2%)** of the total cases whereas, **2969 (2%)** are above 60 years of age.

Figure 2: Age and Sex distribution of COVID-19 confirmed cases 14 April 2021



Cumulative_confirmed cases per 100 000 people

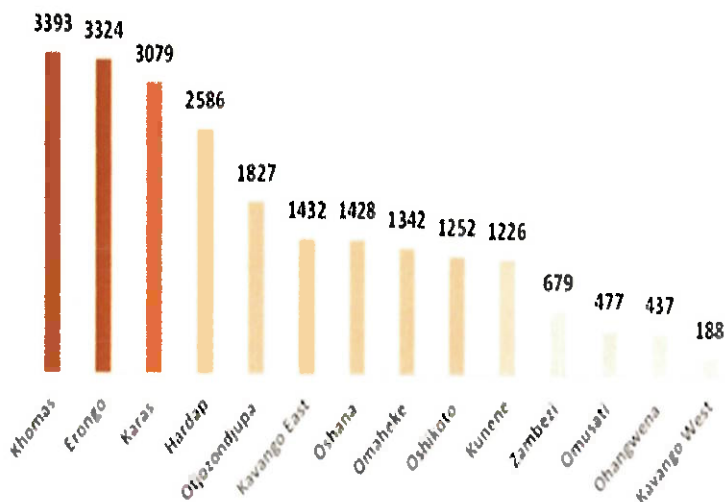


Figure 3: Distribution of cumulative confirmed cases per 100 000 by region, 14 April 2021

Table 2: COVID-19 specimen recorded at the Laboratories, 14 April 2021

- To date, **364191** tests (including **11851** re-tests) have been conducted by NIP, Path-Care, NAMDEB, UNAM, Namib Poultry, Diagno, NAMPath, Namibia Central Pathology and Central Veterinary laboratories
- Since the beginning of the outbreak, **84729** contacts of confirmed cases have been identified, **668** new contacts were identified within the last 24 hours from 10 regions.
- Cumulatively, **79759** contacts have completed their monitoring period, while a total of **11699 (25%)** contacts of confirmed cases have tested positive.
- Today, **3012 (73%)** out of **4152** active contacts monitored.

VARIABLES	TOTAL
Total samples received by the Laboratory	364308
Total samples tested	352340
Total samples re-tested	11851
Total positive results	46185
Total negative results	306102
Total samples discarded	117
Invalid results	0
Total pending results	46
Indeterminant/Inconclusive	7
Suspected cases in 24 hours (excluding re-tests)	1483

Table 3: Number of people in mandatory quarantine facilities, 14 April 2021

Region	Newly quarantined 24 Hrs.	Cumulative number	Number discharged	Number in quarantine now
Erongo	0	5307	5261	46
Hardap	3	1607	1564	43
Kavango	6	1322	1307	15
Khomas	0	3411	3394	17
//Kharas	31	5673	5404	269
Kunene	3	4487	4435	52
Ohangwena	0	692	692	0
Omaheke	109	5268	4995	273
Omusati	0	565	564	1
Oshana	0	400	400	0
Oshikoto	29	11388	10719	669
Otjondjupa	23	1476	1453	23
Zambezi	0	1690	1523	167
Total	204	43286	41711	1575

- Since March 2020, **43286** people have been placed into mandatory quarantine facilities around the country.
- A total of **1575** people are currently in quarantine, with **204** new admissions.

PUBLIC HEALTH ACTION (S)

- The government and developmental partners continue to prioritize the continuation of essential health services.

CHALLENGES

- Lack of isolation units and facilities for cases detected in boarding schools and police holding cells.
- Non-adherence to COVID-19 prevention measures by the general public.


RECOMMENDATIONS

- Establish fully equipped isolation units and facilities for cases detected in schools and police holding cells.
- Continue to give awareness on the importance of adhering to COVID -19 prevention measures; with the involvement of the Security Cluster.

APPROVED



INCIDENT/MANAGER
14 APRIL 2021



SECRETARIAT

For enquiries, please contact
Namibia Public Health Emergency Operations Centre;

 PHEOC@mhss.gov.na

 0800 100 100

 0851 100 100