



## NAMIBIA COVID-19 SITUATION REPORT NO. 395

Outbreak Name	COVID-19 outbreak	Country affected	Namibia
Date & Time	17.04.2021 17h00	Investigation start Date	13 March 2020
Prepared by	Surveillance Team		

### HIGHLIGHTS/SITUATION UPDATE (17/04/2021)

#### CUMULATIVE

**Tested 367580**

**Confirmed 46655**

**Active 1515**

**Recoveries 44525**

**Deaths 604**

#### TOTAL TODAY

**Tested 1062**

**Confirmed 140**

**Active 1515**

**Recoveries 88**

**Deaths 2**

- A total of **46655** cases have been recorded to-date, representing **2%** of the population.
- Cases are equally distributed by gender at **50%**.
- Of the total confirmed cases, **2013 (4%)** are Health Workers.
  - 1585 (79%) State; 424 (21%) Private, 4 (0.2%) Non-Governmental Organizations.
  - 1941 (96%) recoveries and 6 (0.3%) deaths.
- The recovery rate now stands at **95%**.
- All fourteen (14) regions have reported confirmed cases; *Khomas and Erongo* regions reported the highest with **16761 (36%)** and **8363 (18%)** respectively.
- Of the total fatalities, **490 (81%)** are COVID-19 deaths while **114 (19%)** are COVID-19 related deaths.

**Table 1: Distribution of confirmed COVID-19 cases by region, 17 April 2021**

Region	Total No. of cases	Active cases	Recoveries	Cumulative Deaths	Cumulative deaths with co-morbidities	Non-COVID deaths	Vaccine data	Health Workers
Erongo	8363	297	7947	114	107	5	1093	221
Hardap	2497	271	2190	36	25	0	0	62
//Kharas	2898	52	2806	40	32	0	51	125
Kavango East	1871	71	1777	23	18	0	0	114
Kavango West	226	23	201	2	2	0	0	12
Khomas	16761	395	16148	217	194	1	3476	815
Kunene	1355	48	1293	14	14	0	0	53
Ohangwena	1169	40	1111	16	13	2	0	55
Omaheke	1022	10	998	14	11	0	0	44
Omusati	1232	26	1197	9	6	0	0	34
Oshana	2877	75	2767	34	22	1	0	216
Oshikoto	2617	64	2533	18	18	2	0	118
Otjozondjupa	3045	131	2858	56	44	0	0	108
Zambezi	722	12	699	11	8	0	0	36
<b>Total</b>	<b>46655</b>	<b>1515</b>	<b>44525</b>	<b>604</b>	<b>514</b>	<b>11</b>	<b>4620</b>	<b>2013</b>

# EPIDEMIOLOGICAL SITUATION IN NAMIBIA

➤ The highest peaks of **3463 (7%)** and **3485 (8%)** cases were recorded during week 53 of 2020 and 1 of 2021 respectively (Figure 1).

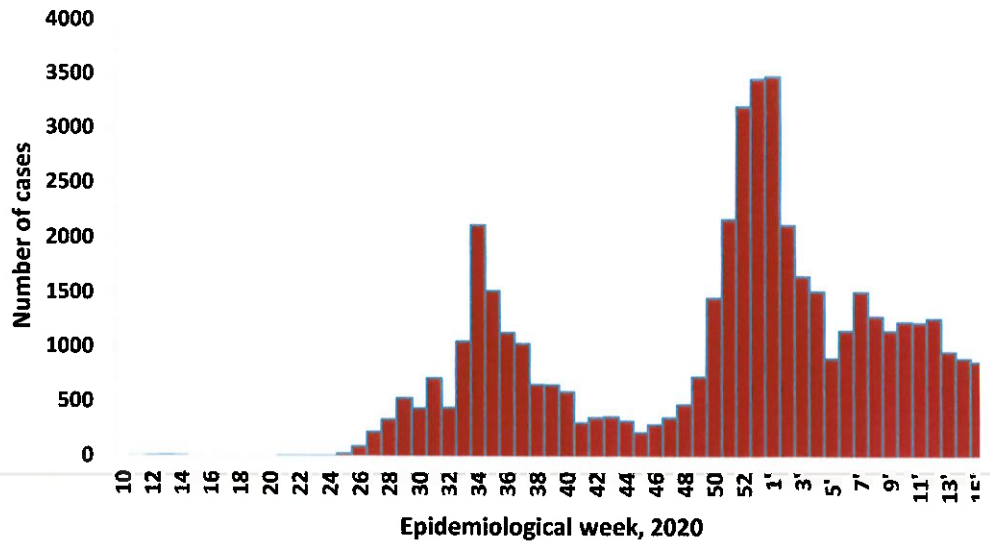


Figure 1: Epi-curve for confirmed COVID-19 cases, 17 April 2021

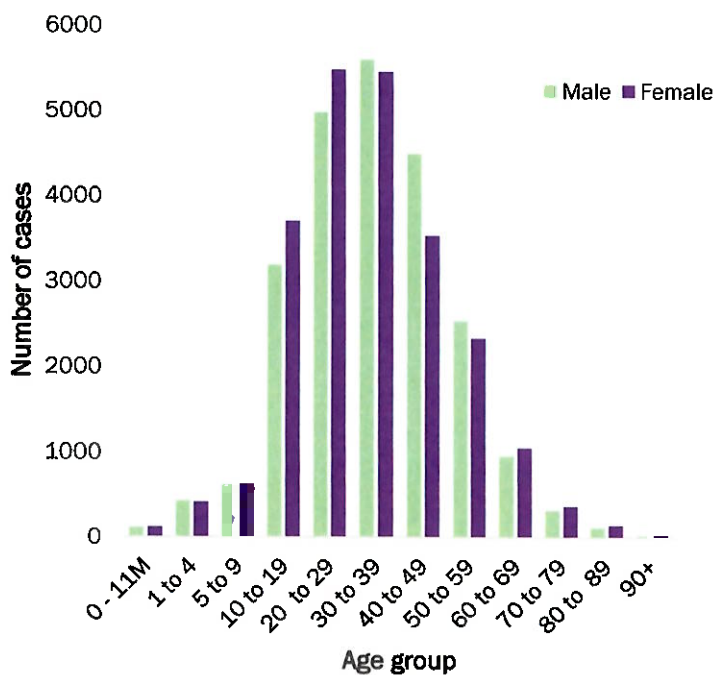
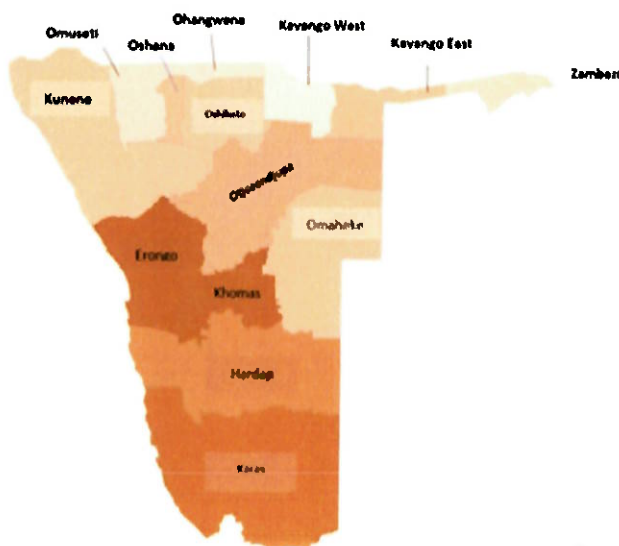


Figure 2: Age and Sex distribution of COVID-19 confirmed cases, 17 April 2021

➤ Of the total confirmed cases, **29566 (63%)** are in the 20-49 years age-brackets which constitutes the majority of the recorded cases.

➤ A total of **8141 (17%)** of the confirmed cases are among the 5-19 years category.

➤ The under 5 years age group make up **1068 (2%)** of the total cases whereas, **3011 (6%)** are above 60 years of age.



Cumulative\_confirmed cases per 100 000 people

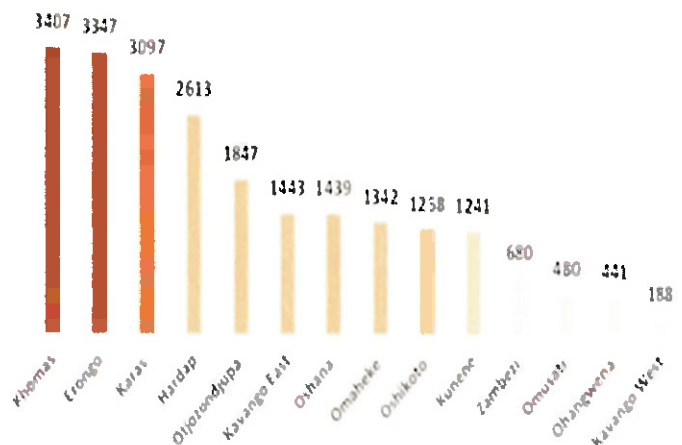


Figure 3: Distribution of cumulative confirmed cases per 100 000 by region, 17 April 2021

Table 2: COVID-19 specimen recorded at the Laboratories, 17 April 2021

- To date, **367580** tests (including **11868** re-tests) have been conducted by NIP, Path-Care, NAMDEB, UNAM, Namib Poultry, Diagno, NAMPath, Namibia Central Pathology and Central Veterinary laboratories
- Since the beginning of the outbreak, **85403** contacts of confirmed cases have been identified, **95** new contacts were identified within the last 24 hours from 6 regions.
- Cumulatively, **80807** contacts have completed their monitoring period, while a total of **11703 (25%)** contacts of confirmed cases have tested positive.
- Today, **2608 (69%)** out of **3778** active contacts monitored.

VARIABLES	TOTAL
Total samples received by the Laboratory	367697
Total samples tested	355712
Total samples re-tested	11868
Total positive results	46655
Total negative results	309004
Total samples discarded	117
Invalid results	0
Total pending results	46
Indeterminant/Inconclusive	7
Suspected cases in 24 hours (excluding re-tests)	1055

Table 3: Number of people in mandatory quarantine facilities, 17 April 2021

Region	Newly quarantined 24 Hrs.	Cumulative number	Number discharged	Number in quarantine now
Erongo	0	5307	5261	46
Hardap	7	1627	1596	31
Kavango	0	1322	1307	15
Khomas	0	3415	3395	20
//Kharas	0	5686	5424	262
Kunene	1	4629	4468	161
Ohangwena	0	692	692	0
Omaheke	0	5297	5164	133
Omusati	0	565	565	0
Oshana	0	400	400	0
Oshikoto	0	11478	10738	740
Otjozondjupa	0	1476	1453	23
Zambezi	10	1702	1553	149
<b>Total</b>	<b>18</b>	<b>43596</b>	<b>42016</b>	<b>1580</b>

- Since March 2020, **43596** people have been placed into mandatory quarantine facilities around the country.
- A total of **1577** people are currently in quarantine, with **18** new admissions.

#### PUBLIC HEALTH ACTION (S)

- The COVID-19 vaccination programme has been extended to other regions and is ongoing.
- The government and developmental partners continue to prioritize the continuation of essential health services.

#### CHALLENGES

- Lack of isolation units and facilities for cases detected in boarding schools and police holding cells.
- Non-adherence to COVID-19 prevention measures by the general public.

#### RECOMMENDATIONS

- Establish fully equipped isolation units and facilities for cases detected in schools and police holding cells.
- Continue to give awareness on the importance of adhering to COVID -19 prevention measures; with the involvement of the Security Cluster.

INCIDENT MANAGER  
17 APRIL 2021

SECRETARIAT

For enquiries, please contact  
Namibia Public Health Emergency Operations Centre;

 [PHEOC@mhss.gov.na](mailto:PHEOC@mhss.gov.na)

 0800 100 100

 0851 100 100