



NAMIBIA COVID-19 SITUATION REPORT NO. 403

Outbreak Name	COVID-19 outbreak	Country affected	Namibia
Date & Time	25.04.2021 17h00	Investigation start Date	13 March 2020
Prepared by	Surveillance Team		

HIGHLIGHTS/SITUATION UPDATE (25/04/2021)

CUMULATIVE

Tested 378699

Confirmed 47941

Active 1660

Recoveries 45642

Deaths 628

TOTAL TODAY

Tested 1003

Confirmed 165

Active 1660

Recoveries 84

Deaths 3

- A total of **47941** cases have been recorded to-date, representing **2%** of the population.
- Cases are equally distributed by gender at **50%**.
- Of the total confirmed cases, **2064 (4%)** are Health Workers.
 - 1627 (79%) State; 433 (21%) Private, 4 (0.2%) Non-Governmental Organizations.
 - 2005 (97%) recoveries and 6 (0.3%) deaths.
- The recovery rate now stands at **95%**.
- All fourteen (14) regions have reported confirmed cases; *Khomas* and *Erongo* regions reported the highest with **17037 (36%)** and **8559 (18%)** respectively.
- Of the total fatalities, **512 (82%)** are COVID-19 deaths while **116 (18%)** are COVID-19 related deaths.

Table 1: Distribution of confirmed COVID-19 cases by region, 25 April 2021

Region	Total No. of cases	Active cases	Recoveries	Cumulative Deaths	Cumulative deaths with co-morbidities	Non-COVID deaths	Vaccine data	Health Workers
Erongo	8559	246	8186	122	113	5	2100	224
Hardap	2716	237	2439	40	27	0	260	66
//Kharas	2934	55	2837	42	34	0	373	131
Kavango East	1895	44	1827	24	18	0	474	115
Kavango West	228	1	225	2	2	0	162	12
Khomas	17037	554	16262	220	196	1	6121	827
Kunene	1445	137	1293	15	15	0	272	53
Oshana	1227	50	1159	16	13	2	411	60
Omaheke	1039	9	1016	14	11	0	0	44
Omusati	1264	37	1218	9	6	0	49	34
Oshana	2931	54	2841	35	22	1	1076	225
Oshikoto	2705	54	2631	18	18	2	0	122
Otjozondjupa	3228	169	2999	60	47	0	721	115
Zambezi	733	13	709	11	8	0	143	36
Total	47941	1660	45642	628	530	11	12162	2064

**Table 2: COVID-19 specimen recorded at the Laboratories
25 April 2021**

VARIABLES	TOTAL
Total samples received by the Laboratory	378816
Total samples tested	366796
Total samples re-tested	11903
Total positive results	47941
Total negative results	318802
Total samples discarded	117
Invalid results	0
Total pending results	46
Indeterminant/Inconclusive	7
Suspected cases in 24 hours (excluding re-tests)	998

- To date, **378699** tests (including **11903** re-tests) have been conducted by NIP, Path-Care, NAMDEB, UNAM, Namib Poultry, Diagno, NAMPath, Namibia Central Pathology and Central Veterinary laboratories
- Since the beginning of the outbreak, **87131** contacts of confirmed cases have been identified, **237** new contacts were identified within the last 24 hours from 11 regions.
- Cumulatively, **82681** contacts have completed their monitoring period, while a total of **11866 (25%)** contacts of confirmed cases have tested positive.
- Today, **3377 (92%)** out of **3681** active contacts monitored.

- The highest peaks of **3463 (7%)** and **3485 (7%)** cases were recorded during week 53 of 2020 and 1 of 2021 respectively (Figure 1).

- The National Call Center continues operations for 24 hours daily.
- Today (25/04/2021), **507** calls were answered including **18** alerts.

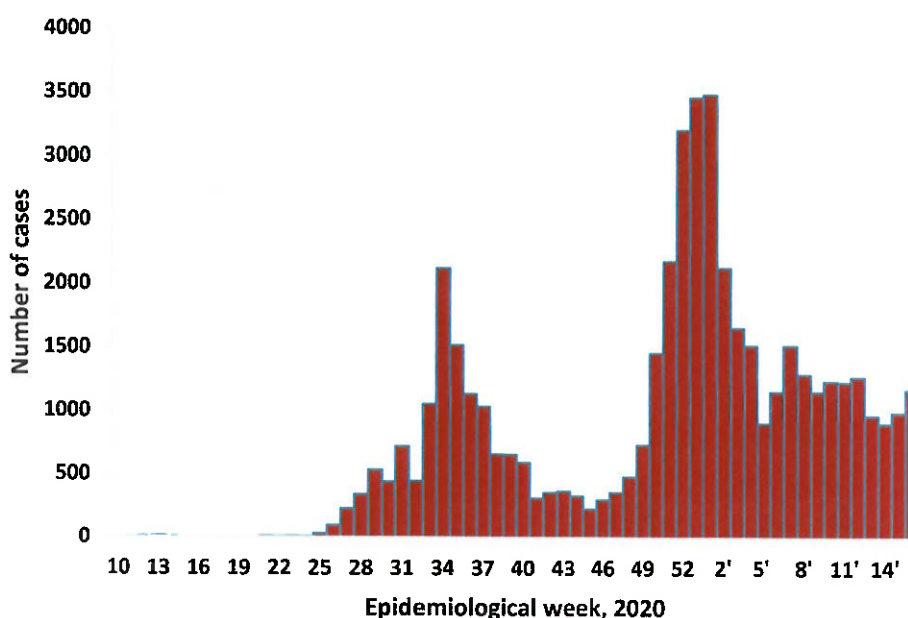


Figure 1: Epi-curve for confirmed COVID-19 cases, 25 April 2021

Table 3: Number of people in mandatory quarantine facilities, 25 April 2021

Region	Newly quarantined 24 Hrs.	Cumulative number	Number discharged	Number In quarantine now
Erongo	0	5379	5312	67
Hardap	1	1650	1627	23
Kavango	3	1329	1320	9
Khomas	0	3422	3408	14
//Kharas	0	5736	5615	121
Kunene	0	4710	4534	176
Ohangwena	0	692	692	0
Omaheke	10	5725	5510	215
Omusati	0	565	565	0
Oshana	0	400	400	0
Oshikoto	0	11768	11082	686
Otjozondjupa	0	1476	1453	23
Zambezi	0	1704	1579	125
Total	14	44556	43097	1459

- Since March 2020, **44556** people have been placed into mandatory quarantine facilities around the country.
- A total of **1459** people are currently in quarantine, with **14** new admissions.

- Of the total confirmed cases, **30215 (63%)** are in the 20-49 years age-brackets which constitutes the majority of the recorded cases.
- A total of **8465 (18%)** of the confirmed cases are among the 5-19 years category.
- The under 5 years age group make up **1097 (2%)** of the total cases whereas, **3142 (7%)** are above 60 years of age.

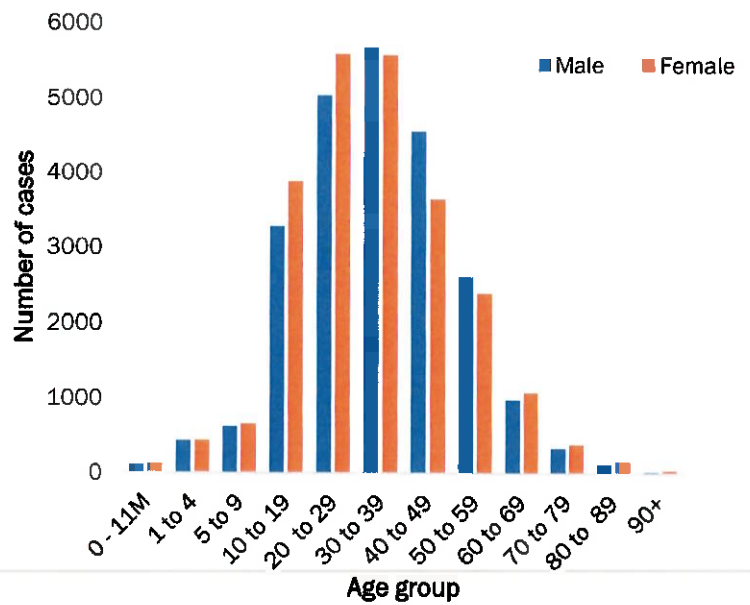


Figure 2: Age and Sex distribution of COVID-19 confirmed cases 25 April 2021

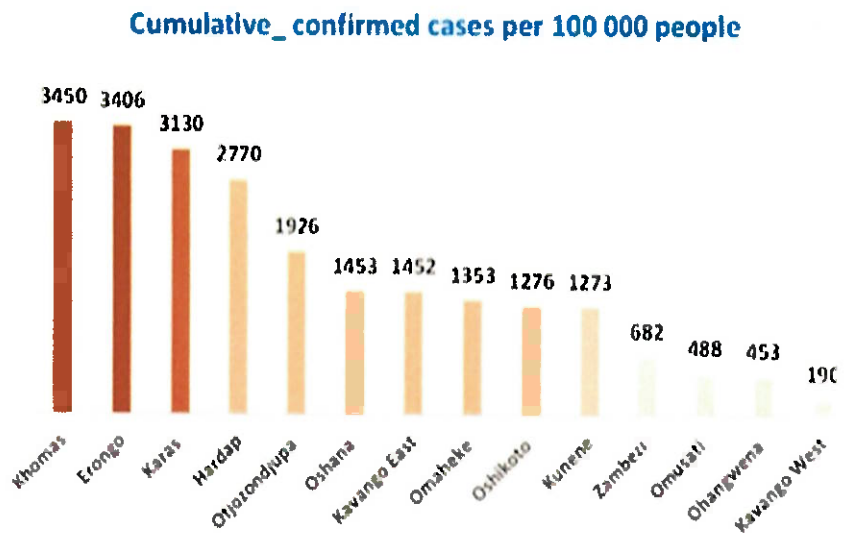
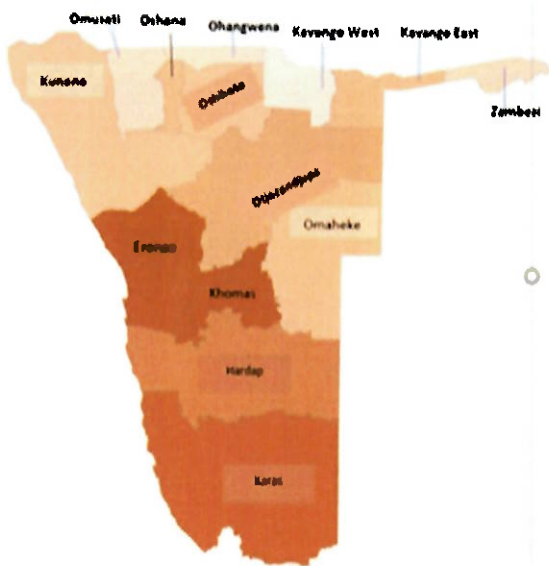


Figure 3: Distribution of cumulative confirmed cases per 100 000 by region, 25 April 2021

PUBLIC HEALTH ACTION (S)

- The COVID-19 vaccination programme has been extended to other regions and is ongoing.
- The government and developmental partners continue to prioritize the continuation of essential health services.

CHALLENGES

- Lack of isolation units and facilities for cases detected in boarding schools and police holding cells.
- Non-adherence to COVID-19 prevention measures by the general public.

RECOMMENDATIONS

- Establish fully equipped isolation units and facilities for cases detected in schools and police holding cells.
- Continue to give awareness on the importance of adhering to COVID-19 prevention measures; with the involvement of the Security Cluster.

APPROVED

INCIDENT MANAGER
25 APRIL 2021

SECRETARIAT

For enquiries, please contact
Namibia Public Health Emergency Operations Centre;
PHEOC@mhss.gov.na
 0800 100 100
 0851 100 100