



## NAMIBIA COVID-19 SITUATION REPORT NO. 425

<b>Outbreak Name</b>	COVID-19 outbreak	<b>Country affected</b>	Namibia
<b>Date &amp; Time</b>	17.05.2021 17h00	<b>Investigation start Date</b>	13 March 2020
<b>Prepared by</b>	Surveillance Team		

### HIGHLIGHTS/SITUATION UPDATE (17/05/2021)

#### CUMULATIVE

Tested 408808

Confirmed 51636

Active 2447

Recoveries 48445

Deaths 733

#### TOTAL TODAY

Tested 1694

Confirmed 246

Active 2447

Recoveries 122

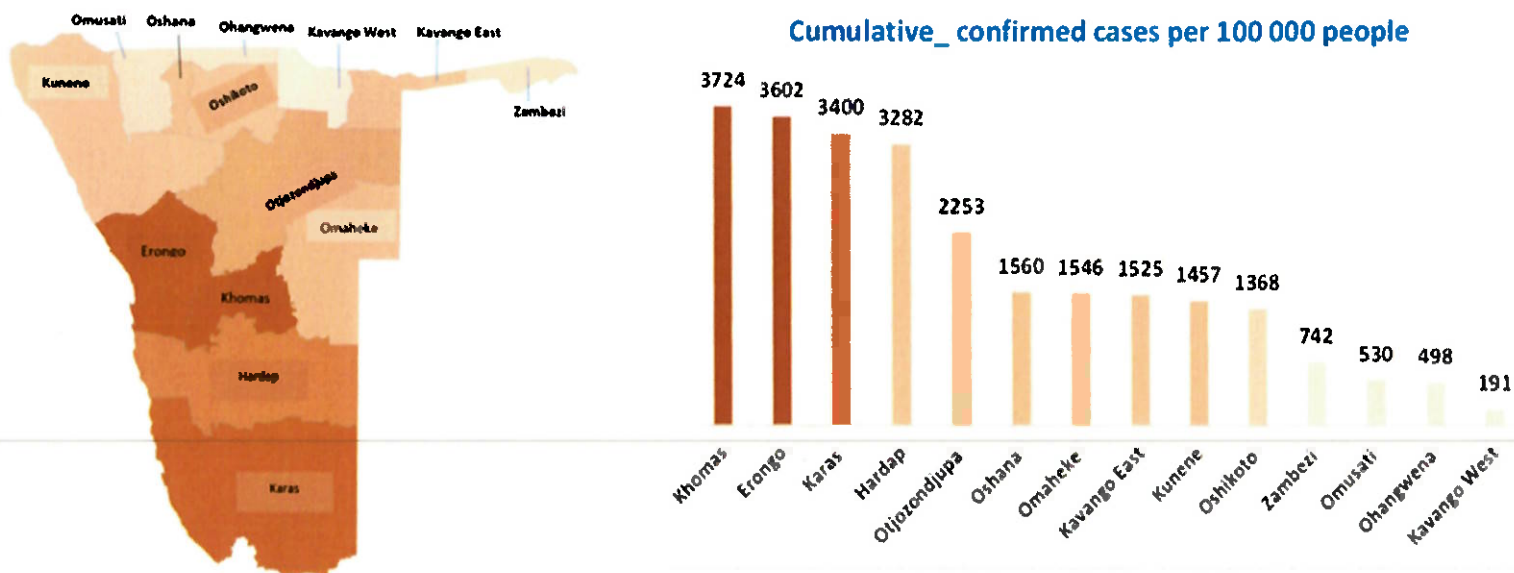
Deaths 10

- A total of **51636** cases have been recorded to-date, representing **2%** of the population.
- Cases are equally distributed by gender at **50%**.
- Of the total confirmed cases, **2237 (4%)** are Health Workers.
  - 1760 (79%) State; 464 (21%) Private, 4 (0.2%) Non-Governmental Organizations.
  - 2115 (95%) recoveries and 6 (0.3%) deaths.
- The recovery rate now stands at **94%**.
- All fourteen (14) regions have reported confirmed cases; **Khomas and Erongo** regions reported the highest with **18370 (36%)** and **8940 (17%)** respectively.
- Of the total fatalities, **606 (83%)** are COVID-19 deaths while **127 (17%)** are COVID-19 related deaths.

**Table 1: Distribution of confirmed COVID-19 cases and Vaccines administered by region, 17 May 2021**

Region	Total No. of cases	Active cases	Recoveries	Cumulative Deaths	Non-COVID deaths	Vaccine data		Health Workers
						1 <sup>st</sup> dose	2 <sup>nd</sup> dose	
Erongo	8940	198	8596	141	5	5554	578	232
Hardap	3109	202	2855	52	0	2599	87	74
//Kharas	3197	110	3039	48	0	2223	68	142
Kavango East	1978	47	1907	24	0	3892	78	121
Kavango West	229	0	227	2	0	1347	32	12
Khomas	18370	1148	16958	263	1	17899	1866	909
Kunene	1589	60	1513	16	0	2614	41	56
Ohangwena	1314	54	1241	17	2	2740	121	64
Omaheke	1177	11	1146	20	0	3029	45	45
Omusati	1347	77	1259	11	0	2694	46	37
Oshana	3124	183	2904	36	1	2563	121	238
Oshikoto	2825	61	2742	20	2	1255	120	125
Otjozondjupa	3646	275	3302	69	0	4343	169	141
Zambezi	791	21	756	14	0	826	46	41
<b>Total</b>	<b>51636</b>	<b>2447</b>	<b>48445</b>	<b>733</b>	<b>11</b>	<b>53578</b>	<b>3418</b>	<b>2237</b>

# EPIDEMIOLOGICAL SITUATION IN NAMIBIA



**Figure 1: Distribution of cumulative confirmed cases per 100 000 by region, 17 May 2021**

**Table 2: Number of people in mandatory quarantine facilities, 17 May 2021**

Region	Newly quarantined 24 hours	Cumulative number	Number discharged	Number in quarantine now
Erongo	95	5538	5461	77
Hardap	0	1823	1756	67
Kavango (East and West)	3	1391	1383	8
Khomas	0	3463	3447	16
//Kharas	20	6096	5916	180
Kunene	0	4944	4904	40
Ohangwena	0	695	695	0
Omaheke	0	6495	6399	96
Omusati	0	569	569	0
Oshana	0	400	400	0
Oshikoto	175	12557	12233	324
Otjozondjupa	23	1540	1476	64
Zambezi	0	1791	1624	167
<b>Total</b>	<b>316</b>	<b>47302</b>	<b>46263</b>	<b>1039</b>

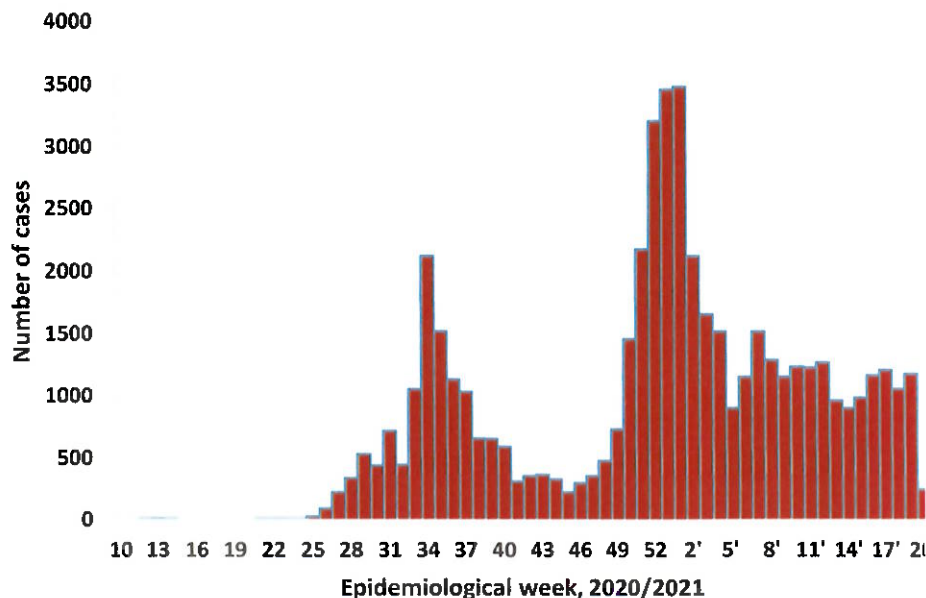
Since March 2020, **47302** people have been placed into mandatory quarantine facilities around the country.

A total of **1039** people are currently in quarantine, with **316** new admissions.

➤ The highest peaks of **3463 (7%)** and **3485 (7%)** cases were recorded during week 53 of 2020 and 1 of 2021 respectively (Figure 2).

The National Call Center continues operations for 24 hours daily.

Today (17/05/2021), **541** calls were answered including **8** alerts.



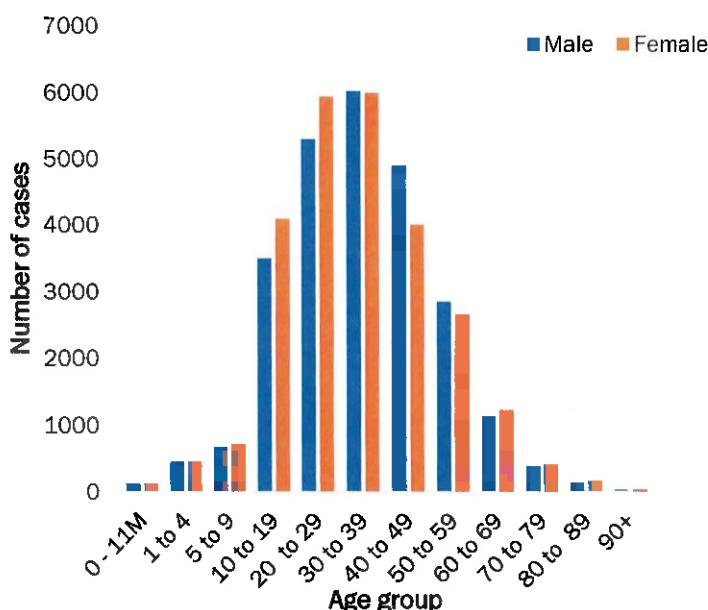
**Figure 2: Epi-curve for confirmed COVID-19 cases, 17 May 2021**

**Table 3: COVID-19 specimen recorded at the Laboratories  
17 May 2021**

VARIABLES	TOTAL
Total samples received by the Laboratory	409825
Total samples tested	396785
Total samples re-tested	12023
Total positive results	51636
Total negative results	345996
Total samples discarded	117
Invalid results	0
Total pending results	46
Indeterminant/Inconclusive	7
Suspected cases in 24 hours (excluding re-tests)	1692

- To date, **408808** tests (including **12023** re-tests) have been conducted by NIP, Path-Care, NAMDEB, UNAM, Namib Poultry, Diagno, NAMPath, Namibia Central Pathology, High Care and Central Veterinary laboratories
- Since the beginning of the outbreak, **92693** contacts of confirmed cases have been identified, **384** new contacts were identified within the last 24 hours from 12 regions.
- Cumulatively, **89154** contacts have completed their monitoring period, while a total of **13207 (26%)** contacts of confirmed cases have tested positive.
- Today, **496 (18%)** out of **2739** active contacts were monitored.

- Of the total confirmed cases, **32321 (63%)** are in the 20-49 years age-brackets which constitutes the majority of the recorded cases.
- A total of **9066 (17%)** of the confirmed cases are among the 5-19 years category.
- The under 5 years age group make up **1169 (2%)** of the total cases whereas, **3595 (7%)** are above 60 years of age.



**Figure 3: Age and Sex distribution of COVID-19 confirmed cases  
17 May 2021**

**PUBLIC HEALTH ACTION (S)**

- The COVID-19 vaccination programme is ongoing throughout the country
- The government and development partners continue to prioritize the continuation of essential health services.

**CHALLENGES**

- Non-adherence to COVID-19 Infection Prevention and Control (IPC) measures by the general public.

**RECOMMENDATIONS**

- Continue to give awareness on the importance of adhering to COVID -19 IPC measures; with the involvement of the Security Cluster.

APPROVED

INCIDENT MANAGER  
17 MAY 2021

SECRETARIAT

For enquiries, please contact  
**Namibia Public Health Emergency Operations Centre;**

[PHEOC@mhss.gov.na](mailto:PHEOC@mhss.gov.na)

0800 100 100

0851 100 100