



## NAMIBIA COVID-19 SITUATION REPORT NO. 426

<b>Outbreak Name</b>	COVID-19 outbreak	<b>Country affected</b>	Namibia
<b>Date &amp; Time</b>	18.05.2021 17h00	<b>Investigation start Date</b>	13 March 2020
<b>Prepared by</b>	Surveillance Team		

### HIGHLIGHTS/SITUATION UPDATE (18/05/2021)



- A total of **51827** cases have been recorded to-date, representing **2%** of the population.
- Cases are equally distributed by gender at **50%**.
- Of the total confirmed cases, **2245 (4%)** are Health Workers.
  - 1768 (79%) State; 464 (21%) Private, 4 (0.2%) Non-Governmental Organizations.
  - 2115 (94%) recoveries and 6 (0.3%) deaths.
- The recovery rate now stands at **94%**.
- All fourteen (14) regions have reported confirmed cases; **Khomas and Erongo** regions reported the highest with **18511 (36%)** and **8950 (17%)** respectively.
- Of the total fatalities, **612 (83%)** are COVID-19 deaths while **127 (17%)** are COVID-19 related deaths.

**Table 1: Distribution of confirmed COVID-19 cases and Vaccines administered by region, 18 May 2021**

Region	Total No. of cases	Active cases	Recoveries	Cumulative Deaths	Non-COVID deaths	Health Workers	Vaccine data	
							1st dose	2nd dose
Erongo	8950	208	8596	141	5	232	5889	609
Hardap	3112	184	2876	52	0	74	2698	118
//Karas	3221	130	3041	50	0	142	2335	106
Kavango East	1980	49	1907	24	0	122	4206	99
Kavango West	229	0	227	2	0	12	1770	39
Khomas	18511	1259	16988	263	1	915	19077	1991
Kunene	1590	57	1517	16	0	56	2764	48
Ohangwena	1314	37	1258	17	2	64	2740	121
Omaheke	1180	3	1157	20	0	45	3029	66
Omusati	1347	77	1259	11	0	37	2874	49
Oshana	3125	181	2904	39	1	239	2563	121
Oshikoto	2826	61	2742	21	2	125	1340	176
Otjozondjupa	3651	280	3302	69	0	141	4597	186
Zambezi	791	20	757	14	0	41	877	53
<b>Total</b>	<b>51827</b>	<b>2546</b>	<b>48531</b>	<b>739</b>	<b>11</b>	<b>2245</b>	<b>56759</b>	<b>3782</b>

# EPIDEMIOLOGICAL SITUATION IN NAMIBIA

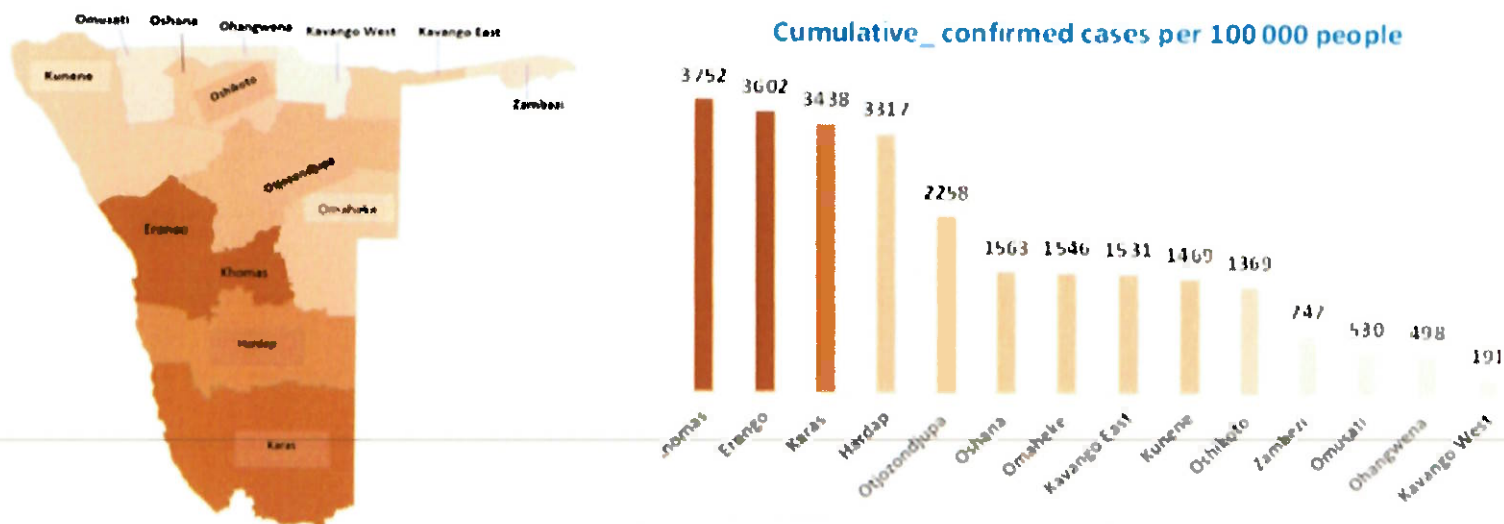


Figure 1: Distribution of cumulative confirmed cases per 100 000 by region, 18 May 2021

Table 2: Number of people in mandatory quarantine facilities, 18 May 2021

Region	Newly quarantined 24 hours	Cumulative number	Number discharged	Number in quarantine now
Erongo	0	5538	5461	77
Hardap	0	1823	1756	67
Kavango (East and West)	0	1391	1383	8
Khomas	0	3463	3461	2
//Kharas	7	6103	5930	173
Kunene	27	4971	4931	40
Ohangwena	0	695	695	0
Omaheke	101	6596	6410	186
Omusati	0	569	569	0
Oshana	0	400	400	0
Oshikoto	42	12599	12334	265
Otjondjupa	0	1540	1476	64
Zambezi	0	1791	1624	167
<b>Total</b>	<b>177</b>	<b>47479</b>	<b>46430</b>	<b>1049</b>

Since March 2020, **47479** people have been placed into mandatory quarantine facilities around the country.

A total of **1049** people are currently in quarantine, with **177** new admissions.

➤ The highest peaks of **3463 (7%)** and **3485 (7%)** cases were recorded during week 53 of 2020 and 1 of 2021 respectively (Figure 2).

The National Call Center continues operations for 24 hours daily.

Today (18/05/2021), **557** calls were answered including **9** alerts.

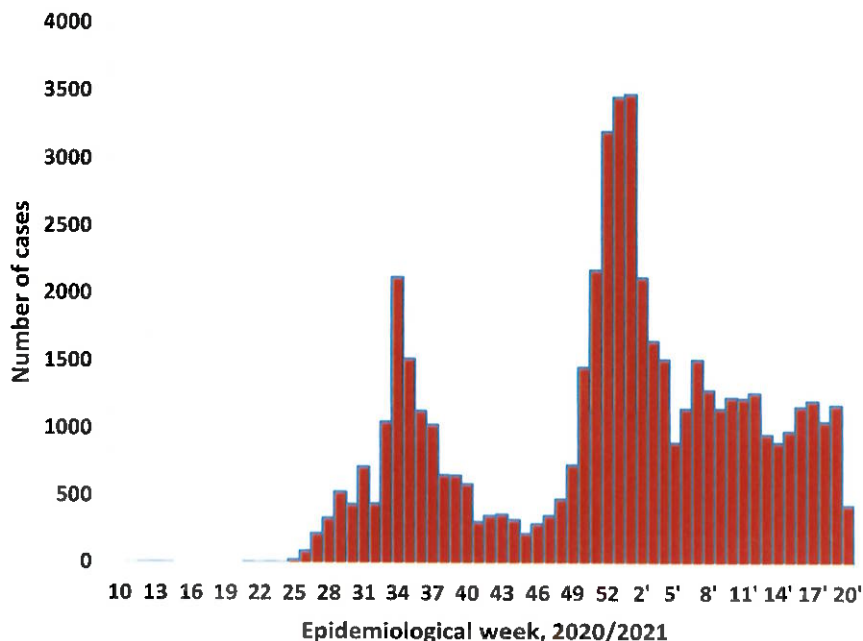


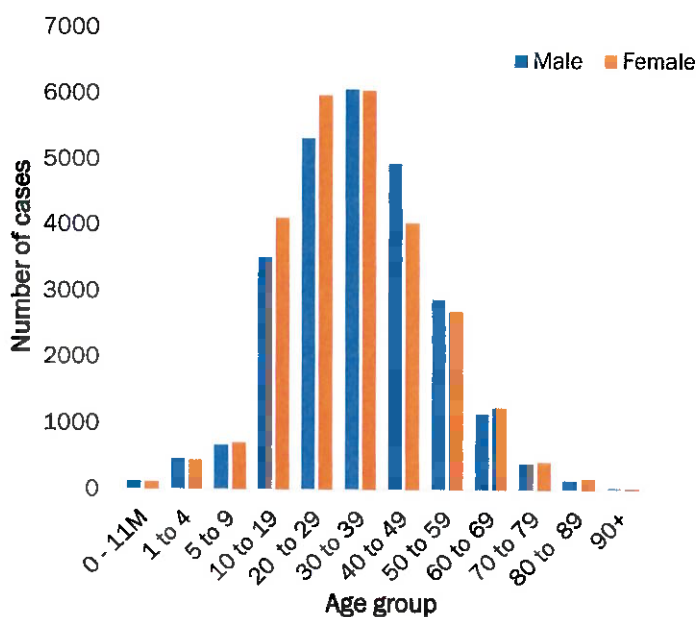
Figure 2: Epi-curve for confirmed COVID-19 cases, 18 May 2021

**Table 3: COVID-19 specimen recorded at the Laboratories**  
18 May 2021

VARIABLES	TOTAL
Total samples received by the Laboratory	411417
Total samples tested	399269
Total samples re-tested	12031
Total positive results	51827
Total negative results	347389
Total samples discarded	117
Invalid results	0
Total pending results	46
Indeterminant/Inconclusive	7
Suspected cases in 24 hours (excluding re-tests)	1584

- To date, **411300** tests (including **12031** re-tests) have been conducted by NIP, Path-Care, NAMDEB, UNAM, Namib Poultry, Diagno, NAMPath, Namibia Central Pathology, High Care and Central Veterinary laboratories
- Since the beginning of the outbreak, **93166** contacts of confirmed cases have been identified, **473** new contacts were identified within the last 24 hours from 14 regions.
- Cumulatively, **89449** contacts have completed their monitoring period, while a total of **13233 (26%)** contacts of confirmed cases have tested positive.
- Today, **1200 (41%)** out of **2938** active contacts were monitored.

- Of the total confirmed cases, **32438 (63%)** are in the 20-49 years age-brackets which constitutes the majority of the recorded cases.
- A total of **9017 (17%)** of the confirmed cases are among the 5-19 years category.
- The under 5 years age group make up **1170 (2%)** of the total cases whereas, **3624 (7%)** are above 60 years of age.



**Figure 3: Age and Sex distribution of COVID-19 confirmed cases**  
18 May 2021

**PUBLIC HEALTH ACTION (S)**

- The COVID-19 vaccination programme is ongoing throughout the country
- The government and development partners continue to prioritize the continuation of essential health services.

**CHALLENGES**


- Non-adherence to COVID-19 Infection Prevention and Control (IPC) measures by the general public.




**RECOMMENDATIONS**

- Continue to give awareness on the importance of adhering to COVID -19 IPC measures; with the involvement of the Security Cluster.

APPROVED

  
INCIDENT MANAGER  
18 MAY 2021

  
SECRETARIAT

For enquiries, please contact  
**Namibia Public Health Emergency Operations Centre;**  
 [PHEOC@mhss.gov.na](mailto:PHEOC@mhss.gov.na)  
 0800 100 100  
 0851 100 100