



NAMIBIA COVID-19 SITUATION REPORT NO. 466

| | | | |
|---------------|---------------------|--------------------------|---------------|
| Outbreak Name | COVID-19 outbreak | Country affected | Namibia |
| Date & Time | 27.06.2021 20h00 | Investigation start Date | 13 March 2020 |
| Prepared by | Surveillance Team | | |

HIGHLIGHTS/SITUATION UPDATE (27/06/2021)

CUMULATIVE

Tested 522 210

Confirmed 88 553

Active 20 178

Recoveries 66 897

Vaccinated

1st dose 118 154 2nd dose 23 662

Deaths 1 467

TOTAL TODAY

Tested 4 436

Confirmed 1 904

Active 20 178

Recoveries 1 997

Vaccinated

1st dose 486 2nd dose 106

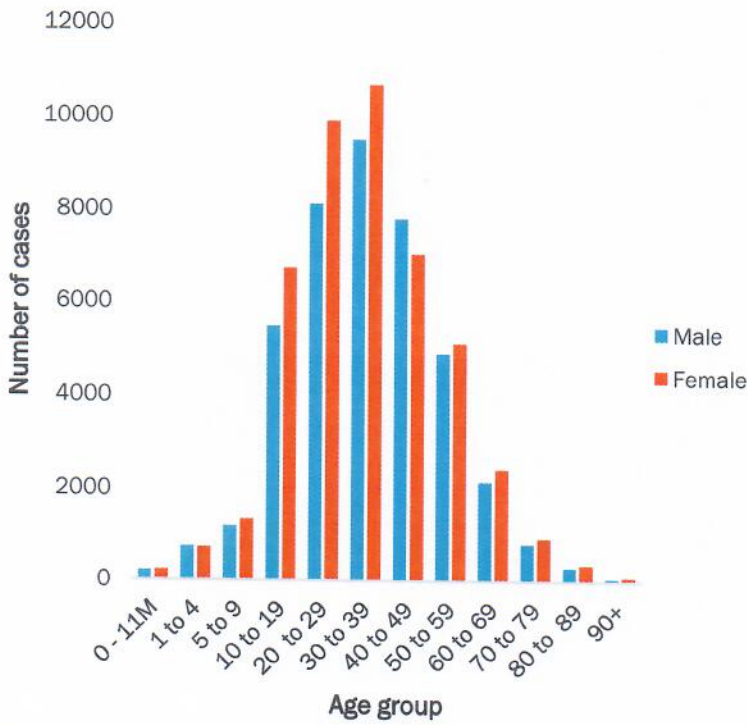
Deaths 22

- A total of **88 553** cases have been recorded to-date, representing **3%** of the total population (**2 550 226**).
- More female cases **46 488 (52%)** have been recorded compared to male cases **42 065 (48%)**.
- Of the total confirmed cases, **3 274 (4%)** are Health Workers.
 - 2 668 (81%) State; 600 (18%) Private, 6 (0.2%) Non-Governmental Organizations.
 - 2 928 (89%) recoveries and 10 (0.3%) deaths.
- The recovery rate now stands at **76%**.
- All fourteen (14) regions have reported confirmed cases; *Khomas and Erongo regions reported the highest with **35 021 (40%)** and **13 157 (15%)** respectively.*
- Of the total fatalities, **1 281 (87%)** are COVID-19 deaths while **186 (13%)** are COVID-19 related deaths. The case fatality rate now stands at **2%**.

Table 1: Distribution of confirmed COVID-19 cases by region, 27 June 2021

| Region | Total No. of cases | Active cases | Recoveries | Cumulative Deaths | Cumulative deaths with co-morbidities | Non-COVID deaths | Health Workers |
|--------------|--------------------|---------------|---------------|-------------------|---------------------------------------|------------------|----------------|
| Erongo | 13157 | 1829 | 11103 | 220 | 191 | 5 | 323 |
| Hardap | 5992 | 808 | 5043 | 141 | 91 | 0 | 119 |
| Kharas | 5260 | 819 | 4349 | 92 | 85 | 0 | 199 |
| Kavango East | 3332 | 468 | 2830 | 34 | 23 | 0 | 171 |
| Kavango West | 285 | 29 | 253 | 3 | 3 | 0 | 21 |
| Khomas | 35021 | 12942 | 21577 | 501 | 422 | 1 | 1 362 |
| Kunene | 2085 | 133 | 1931 | 21 | 21 | 0 | 69 |
| Ohangwena | 1899 | 260 | 1598 | 39 | 28 | 2 | 91 |
| Omaheke | 2934 | 270 | 2570 | 94 | 75 | 0 | 65 |
| Omusati | 2208 | 725 | 1455 | 28 | 21 | 0 | 74 |
| Oshana | 5181 | 224 | 4875 | 81 | 56 | 1 | 348 |
| Oshikoto | 3922 | 365 | 3508 | 47 | 38 | 2 | 189 |
| Otjozondjupa | 6045 | 1149 | 4753 | 143 | 107 | 0 | 187 |
| Zambezi | 1232 | 157 | 1052 | 23 | 18 | 0 | 56 |
| Total | 88 553 | 20 178 | 66 897 | 1 467 | 1 179 | 11 | 3 274 |

EPIDEMIOLOGICAL SITUATION IN NAMIBIA



- Of the total confirmed cases, **54 149 (61%)** are in the 20-49 years age-brackets which constitutes the majority of the recorded cases.
- A total of **14 955 (17%)** of the confirmed cases are among the 5-19 years category.
- The under 5 years age group make up **1 877 (2%)** of the total cases whereas, **7 271 (8%)** are above 60 years of age.

Figure 1: Age and Sex distribution of COVID-19 confirmed cases 27 June 2021

Table 2: The current distribution for hospitalization of confirmed cases by region, 27 June 2021

| Region | Hospitalized confirmed cases | Intensive Care Unit |
|--------------|------------------------------|---------------------|
| Erongo | 79 | 11 |
| Hardap | 17 | 0 |
| Kharas | 30 | 2 |
| Kavango East | 10 | 0 |
| Kavango West | 0 | 0 |
| Khomas | 272 | 50 |
| Kunene | 10 | 0 |
| Ohangwena | 14 | 0 |
| Omaheke | 15 | 0 |
| Omusati | 69 | 0 |
| Oshana | 53 | 17 |
| Oshikoto | 7 | 3 |
| Otjozondjupa | 31 | 1 |
| Zambezi | 12 | 0 |
| Total | 559 | 84 |

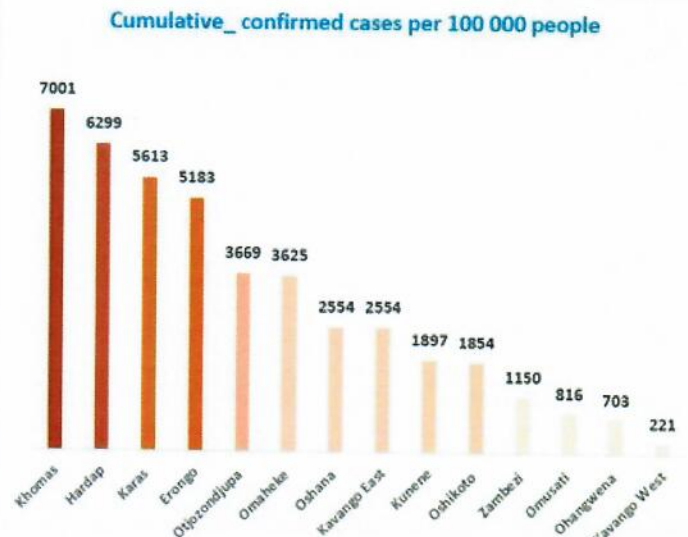
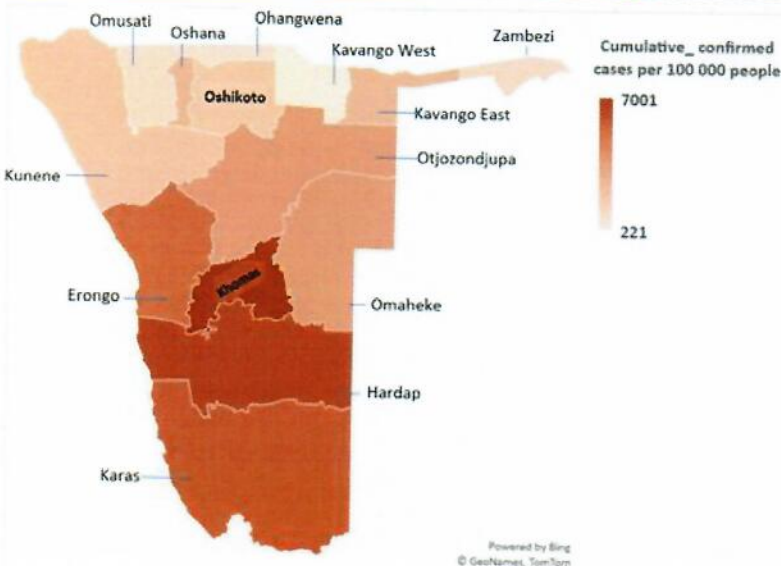


Figure 2: Distribution of cumulative confirmed cases per 100 000 by region, 27 June 2021

Table 3: Summary of COVID-19 vaccine doses administered, as of 27 June 2021

| Region | Cumulative no. of persons vaccinated with doses of Sinopharm and AstraZeneca | | Cumulative no. of Healthcare Workers vaccinated with doses of Sinopharm and AstraZeneca | |
|--------------|--|----------------------|---|----------------------|
| | 1 st Dose | 2 nd Dose | 1 st Dose | 2 nd Dose |
| Erongo | 12 031 | 2 122 | 618 | 234 |
| Hardap | 5 175 | 1 070 | 324 | 111 |
| Kharas | 4 694 | 1 057 | 497 | 134 |
| Kavango East | 6 577 | 1 819 | 666 | 191 |
| Kavango West | 3 003 | 702 | 244 | 51 |
| Khomas | 39 918 | 6 685 | 2 406 | 801 |
| Kunene | 5 636 | 1 366 | 446 | 272 |
| Ohangwena | 5 934 | 1 221 | 488 | 162 |
| Omaheke | 5 002 | 944 | 279 | 107 |
| Omusati | 6 897 | 949 | 661 | 140 |
| Oshana | 6 460 | 2 055 | 923 | 460 |
| Oshikoto | 4 549 | 669 | 456 | 158 |
| Otjozondjupa | 10 252 | 2 419 | 551 | 193 |
| Zambezi | 2 026 | 584 | 305 | 147 |
| Total | 118 154 | 23 662 | 8 864 | 3 161 |

➤ The highest peak of **12 787 (14%)** cases was recorded during this week (Figure 3).

➤ The National Call Center continues operations for 24 hours daily.
 ➤ Today (27/06/2021), **660** calls were answered including **11** alerts.

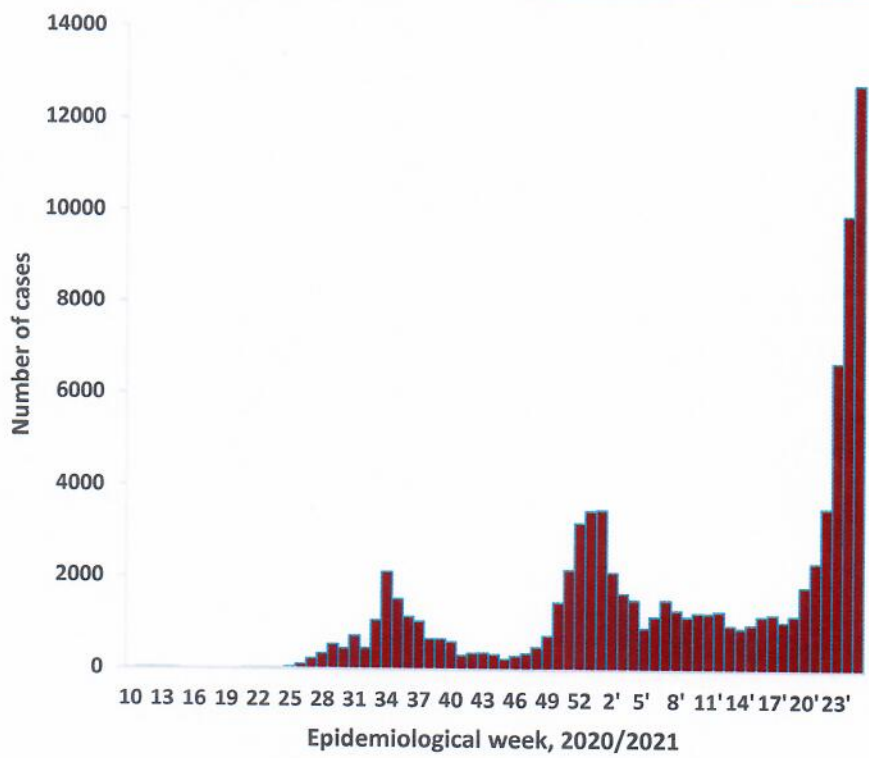


Figure 3: Epi-curve for confirmed COVID-19 cases, 27 June 2021

Table 4: Number of people in mandatory quarantine facilities, 27 June 2021

| Region | Newly quarantined 24 hours | Cumulative number | Number discharged | Number in quarantine now |
|-------------------------|----------------------------|-------------------|-------------------|--------------------------|
| Erongo | 0 | 6 174 | 5 698 | 476 |
| Hardap | 5 | 2 506 | 2 430 | 76 |
| Kavango (East and West) | 4 | 1 542 | 1 516 | 26 |
| Khomas | 13 | 3 621 | 3 563 | 58 |
| Kharas | 32 | 7 696 | 6 923 | 773 |
| Kunene | 49 | 5 768 | 5 512 | 256 |
| Ohangwena | 0 | 695 | 695 | 0 |
| Omaheke | 458 | 10 000 | 9 361 | 639 |
| Omusati | 0 | 1 331 | 989 | 342 |
| Oshana | 0 | 400 | 400 | 0 |
| Oshikoto | 0 | 16 057 | 14 510 | 1 547 |
| Otjozondjupa | 0 | 1 540 | 1 540 | 0 |
| Zambezi | 0 | 1 991 | 1 819 | 172 |
| Total | 561 | 59 321 | 54 956 | 4 365 |

➤ Since March 2020, **59 321** people have been placed into mandatory quarantine facilities around the country.
 ➤ A total of **4 365** people are currently in quarantine, with **561** new admissions.

Table 5: COVID-19 specimen recorded at the Laboratories
27 June 2021

| VARIABLES | TOTAL |
|--|---------|
| Total samples received by the Laboratory | 522 327 |
| Total samples tested | 509 354 |
| Total samples re-tested | 12 856 |
| Total positive results | 88 553 |
| Total negative results | 420 748 |
| Total samples discarded | 117 |
| Invalid results | 0 |
| Total pending results | 46 |
| Indeterminant/Inconclusive | 7 |
| Suspected cases in 24 hours (excluding re-tests) | 4 375 |

- The laboratory testing capacity has been enhanced; with a total of thirteen (13) laboratories carrying out the testing of samples: NIP (including Oshakati), Path-Care, UNAM Molecular, Central Veterinary Laboratory, Namib Poultry, NAMDEB Molecular, NamPath, Namibia Central Pathology, DiagnoLab, High Care, Alpha Medical Laboratory, Des-Jo Medical Test Centre and ProQuest Diagnostic Laboratory.
- To date, **522 210** tests (including **12 856** re-tests) have been conducted by authorized laboratories.
- Since the beginning of the outbreak, **110 266** contacts of confirmed cases have been identified, **85** new contacts were identified within the last 24 hours from 8 regions.
- Cumulatively, **102 587** contacts have completed their monitoring period, while **134** contacts are lost to follow-up and a total of **16 628 (19%)** contacts of confirmed cases have tested positive.
- Today, **854 (12%)** out of **7 029** active contacts were monitored.

PUBLIC HEALTH ACTION (S)

- The COVID-19 Antigen-based Diagnostic Test training is ongoing countrywide.
- The COVID-19 vaccination programme is ongoing throughout the country
- The government and development partners continue to prioritize the continuation of essential health services.

CHALLENGES

- Non-adherence to COVID-19 Infection Prevention and Control (IPC) measures by the general public.
- High infection rate countrywide.


RECOMMENDATIONS

- Continue to give awareness on the importance of adhering to COVID-19 IPC measures; with the involvement of the Security Cluster.
- Continue to encourage the public to take the vaccine to increase herd immunity.

APPROVED





INCIDENT MANAGER
27 June 2021




SECRETARIAT

For enquiries, please contact
Namibia Public Health Emergency Operations Centre;

 PHEOC@mhss.gov.na

 0800 100 100

 0851 100 100