



## NAMIBIA COVID-19 SITUATION REPORT NO. 467

Outbreak Name	COVID-19 outbreak	Country affected	Namibia
Date & Time	28.06.2021 20h00	Investigation start Date	13 March 2020
Prepared by	Surveillance Team		

### HIGHLIGHTS/SITUATION UPDATE (28/06/2021)

#### CUMULATIVE

Tested 525 376

Confirmed 89 917

Active 21 055

Recoveries 67 330

Vaccinated  
1<sup>st</sup> dose 119 571      2<sup>nd</sup> dose 24 242

Deaths 1 521

#### TOTAL TODAY

Tested 3 166

Confirmed 1 364

Active 21 055

Recoveries 433

Vaccinated  
1<sup>st</sup> dose 1 417      2<sup>nd</sup> dose 580

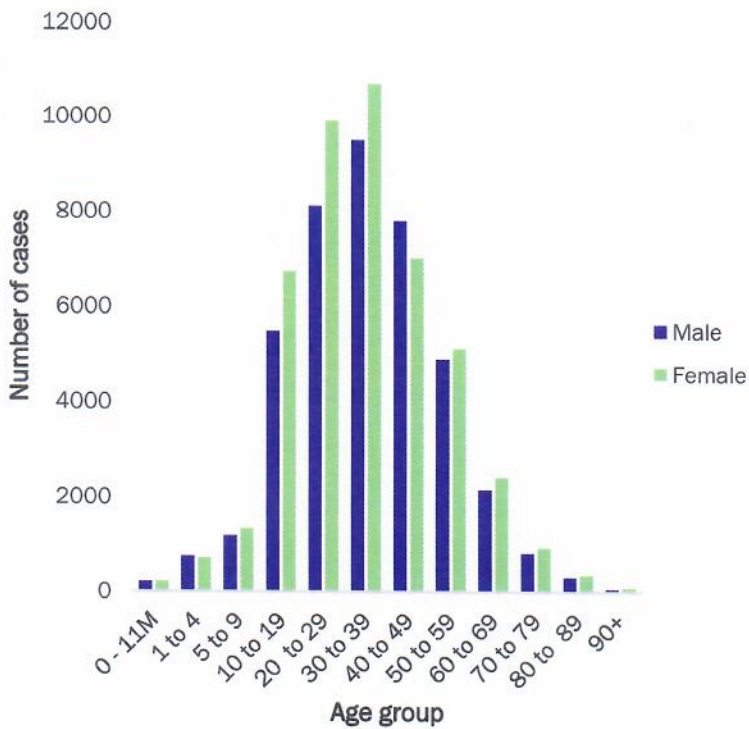
Deaths 54

- A total of **89 917** cases have been recorded to-date, representing **4%** of the total population (**2 550 226**).
- More female cases **47 276 (53%)** have been recorded compared to male cases **42 641 (47%)**.
- Of the total confirmed cases, **3 294 (4%)** are Health Workers.
  - 2 685 (82%) State; 603 (18%) Private, 6 (0.2%) Non-Governmental Organizations.
  - 2 928 (89%) recoveries and 10 (0.3%) deaths.
- The recovery rate now stands at **75%**.
- All fourteen (14) regions have reported confirmed cases; **Khomas and Erongo** regions reported the highest with **35 403 (39%)** and **13 425 (15%)** respectively.
- Of the total fatalities, **1 335 (88%)** are COVID-19 deaths while **186 (12%)** are COVID-19 related deaths. The case fatality rate now stands at **2%**.

**Table 1: Distribution of confirmed COVID-19 cases by region, 28 June 2021**

Region	Total No. of cases	Active cases	Recoveries	Cumulative Deaths	Cumulative deaths with co-morbidities	Non-COVID deaths	Health Workers
Erongo	13 425	2 089	11 103	228	196	5	326
Hardap	6 077	833	5 103	141	91	0	119
Karas	5 362	802	4 468	92	85	0	201
Kavango East	3 353	459	2 860	34	23	0	171
Kavango West	288	13	272	3	3	0	22
Khomas	35 403	13 299	21 577	526	444	1	1 373
Kunene	2 088	83	1 981	24	24	0	69
Ohangwena	1 967	325	1 598	42	31	2	92
Omaheke	2 940	275	2 570	95	76	0	66
Omusati	2 359	874	1 455	30	23	0	74
Oshana	5 306	272	4 952	81	56	1	349
Oshikoto	3 964	400	3 508	54	44	2	189
Otjozondjupa	6 153	1 182	4 827	144	108	0	187
Zambezi	1 232	149	1 056	27	20	0	56
Total	89 917	21 055	67 330	1 521	1 224	11	3 294

# EPIDEMIOLOGICAL SITUATION IN NAMIBIA

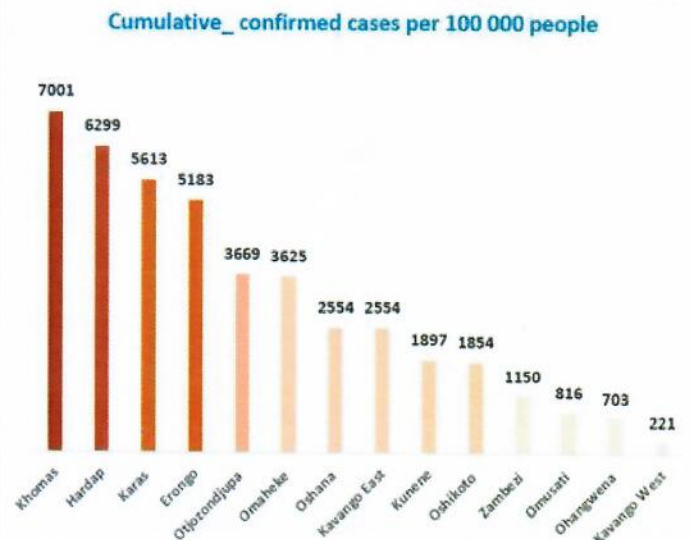
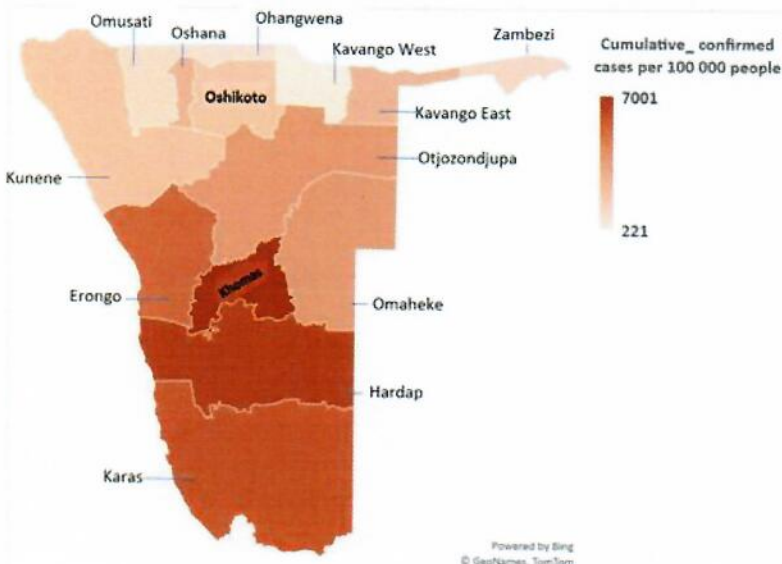


- Of the total confirmed cases, **54 962 (61%)** are in the 20-49 years age-brackets which constitutes the majority of the recorded cases.
- A total of **15 193 (17%)** of the confirmed cases are among the 5-19 years category.
- The under 5 years age group make up **1 901 (2%)** of the total cases whereas, **7 413 (8%)** are above 60 years of age.

**Figure 1: Age and Sex distribution of COVID-19 confirmed cases 28 June 2021**

**Table 2: The current distribution for hospitalization of confirmed cases by region, 28 June 2021**

Region	Hospitalized confirmed cases	Intensive Care Unit
Erongo	83	10
Hardap	17	0
Kharas	27	1
Kavango East	10	0
Kavango West	0	0
Khomas	266	60
Kunene	10	0
Ohangwena	10	0
Omaheke	15	0
Omusati	9	0
Oshana	53	17
Oshikoto	12	3
Otjozondjupa	37	0
Zambezi	12	0
<b>Total</b>	<b>561</b>	<b>91</b>



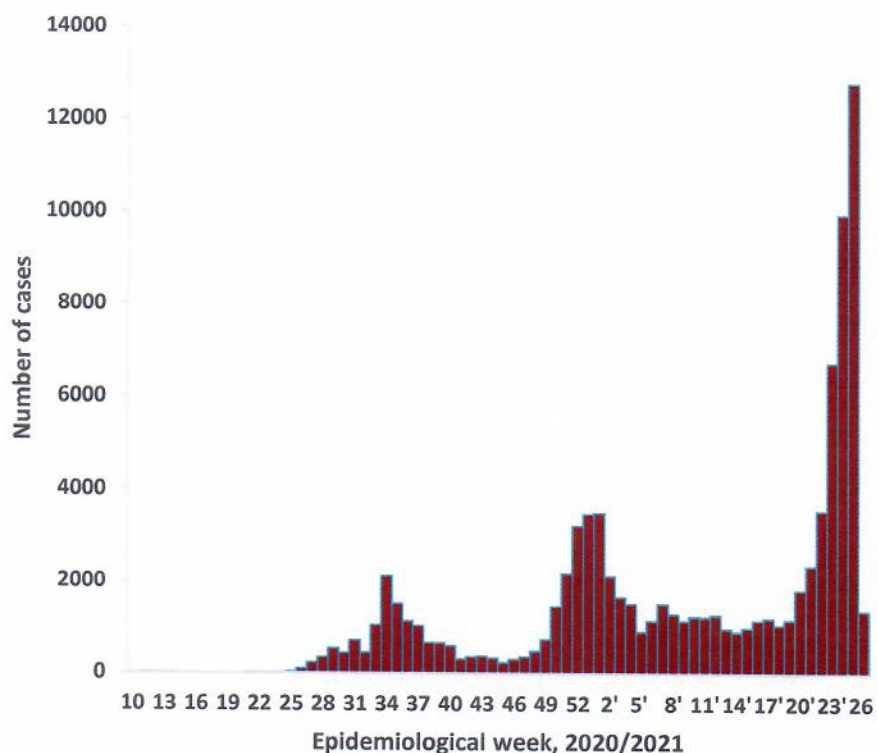
**Figure 2: Distribution of cumulative confirmed cases per 100 000 by region, 28 June 2021**

**Table 3: Summary of COVID-19 vaccine doses administered, as of 28 June 2021**

Region	Cumulative no. of persons vaccinated with doses of Sinopharm and AstraZeneca		Cumulative no. of Healthcare Workers vaccinated with doses of Sinopharm and AstraZeneca	
	1 <sup>st</sup> Dose	2 <sup>nd</sup> Dose	1 <sup>st</sup> Dose	2 <sup>nd</sup> Dose
Erongo	12 031	2 174	618	237
Hardap	5 175	1 070	324	111
Kharas	4 764	1 072	507	134
Kavango East	6 595	1 866	671	193
Kavango West	3 003	702	244	51
Khomas	40 362	6 847	2 426	829
Kunene	5 662	1 376	446	272
Ohangwena	6 067	1 263	491	166
Omaheke	5 221	985	283	118
Omusati	6 983	979	661	140
Oshana	6 460	2 055	923	460
Oshikoto	4 732	698	460	166
Otjozondjupa	10 439	2 525	569	197
Zambezi	2 077	630	318	157
<b>Total</b>	<b>119 571</b>	<b>24 242</b>	<b>8 941</b>	<b>3 231</b>

➤ The highest peak of **12 787 (14%)** cases was recorded during week 25' of 2021 (Figure 3).

➤ The National Call Center continues operations for 24 hours daily.  
 ➤ Today (28/06/2021), **645** calls were answered including **9** alerts.



**Figure 3: Epi-curve for confirmed COVID-19 cases, 28 June 2021**

**Table 4: Number of people in mandatory quarantine facilities, 28 June 2021**

Region	Newly quarantined 24 hours	Cumulative number	Number discharged	Number in quarantine now
Erongo	0	6 174	5 698	476
Hardap	19	2 525	2 462	63
Kavango (East and West)	0	1 542	1 526	16
Khomas	1	3 622	3 563	59
Kharas	10	7 706	6 923	783
Kunene	0	5 768	5 512	256
Ohangwena	0	695	695	0
Omaheke	0	10 000	9 361	639
Omusati	0	1 331	1 189	142
Oshana	0	400	400	0
Oshikoto	240	16 297	14 737	1 560
Otjozondjupa	0	1 540	1 540	0
Zambezi	0	1 991	1 819	172
<b>Total</b>	<b>270</b>	<b>59 591</b>	<b>55 425</b>	<b>4 166</b>

➤ Since March 2020, **59 591** people have been placed into mandatory quarantine facilities around the country.

➤ A total of **4 166** people are currently in quarantine, with **270** new admissions.

**Table 5: COVID-19 specimen recorded at the Laboratories  
28 June 2021**

VARIABLES	TOTAL
Total samples received by the Laboratory	525 493
Total samples tested	512 496
Total samples re-tested	12 880
Total positive results	89 917
Total negative results	422 526
Total samples discarded	117
Invalid results	0
Total pending results	46
Indeterminant/Inconclusive	7
Suspected cases in 24 hours (excluding re-tests)	3 142

- The laboratory testing capacity has been enhanced; with a total of thirteen (13) laboratories carrying out the testing of samples: NIP (including Oshakati), Path-Care, UNAM Molecular, Central Veterinary Laboratory, Namib Poultry, NAMDEB Molecular, NamPath, Namibia Central Pathology, DiagnoLab, High Care, Alpha Medical Laboratory, Des-Jo Medical Test Centre and ProQuest Diagnostic Laboratory.
- To date, **535 376** tests (including **12 880** re-tests) have been conducted by authorized laboratories.
- Since the beginning of the outbreak, **111 469** contacts of confirmed cases have been identified, **1 203** new contacts were identified within the last 24 hours from 12 regions.
- Cumulatively, **103 330** contacts have completed their monitoring period, while **134** contacts are lost to follow-up and a total of **16 879 (19%)** contacts of confirmed cases have tested positive.
- Today, **2 541 (34%)** out of **7 497** active contacts were monitored.

#### PUBLIC HEALTH ACTION (S)

- The COVID-19 Antigen-based Diagnostic Test training is ongoing countrywide.
- The COVID-19 vaccination programme is ongoing throughout the country
- The government and development partners continue to prioritize the continuation of essential health services.

#### CHALLENGES

- Non-adherence to COVID-19 Infection Prevention and Control (IPC) measures by the general public.
- High infection rate countrywide.

#### RECOMMENDATIONS


- Continue to give awareness on the importance of adhering to COVID-19 IPC measures; with the involvement of the Security Cluster.
- Continue to encourage the public to take the vaccine to increase herd immunity.


APPROVED


  
 INCIDENT MANAGER  
 28 June 2021

  
 SECRETARIAT

For enquiries, please contact  
**Namibia Public Health Emergency Operations Centre;**

 [PHEOC@mhss.gov.na](mailto:PHEOC@mhss.gov.na)

 0800 100 100

 0851 100 100