



NAMIBIA COVID-19 SITUATION REPORT NO. 472

Outbreak Name	COVID-19 outbreak	Country affected	Namibia
Date & Time	03.07.2021 20h00	Investigation start Date	13 March 2020
Prepared by	Surveillance Team		

HIGHLIGHTS/SITUATION UPDATE (03/07/2021)

CUMULATIVE

Tested 541 943

Confirmed 97 087

Active 24 641

Recoveries 70 773

Vaccinated

1<sup>st</sup> dose 124 192      2<sup>nd</sup> dose 26 171

Deaths 1 662

TOTAL TODAY

Tested 2 840

Confirmed 1 384

Active 24 641

Recoveries 390

Vaccinated

1<sup>st</sup> dose 38      2<sup>nd</sup> dose 3

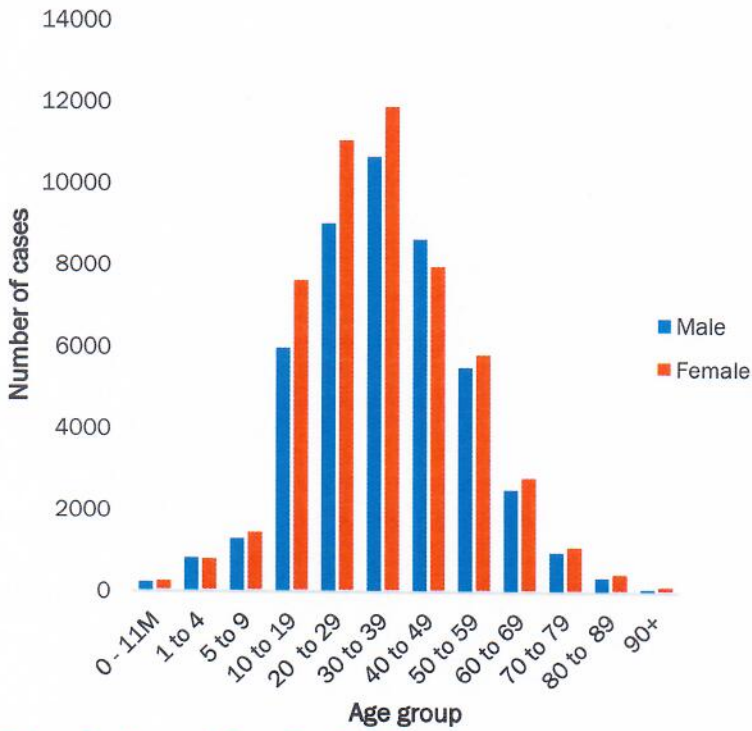
Deaths 13

- A total of **97 087** cases have been recorded to-date, representing **4%** of the total population (**2 550 226**).
- More female cases **51 017 (53%)** have been recorded compared to male cases **46 070 (47%)**.
- Of the total confirmed cases, **3 425 (4%)** are Health Workers.
  - 2 802 (82%) State; 617 (18%) Private, 6 (0.2%) Non-Governmental Organizations.
  - 2 928 (85%) recoveries and 11 (0.3%) deaths.
- The recovery rate now stands at **73%**.
- All fourteen (14) regions have reported confirmed cases; **Khomas** and **Erongo** regions reported the highest with **37 458 (39%)** and **14 331 (15%)** respectively.
- Of the total fatalities, **1 470 (88%)** are COVID-19 deaths while **192 (12%)** are COVID-19 related deaths. The case fatality rate now stands at **2%**.

**Table 1: Distribution of confirmed COVID-19 cases by region, 03 July 2021**

Region	Total No. of cases	Active cases	Recoveries	Cumulative Deaths	Cumulative deaths with co-morbidities	Non-COVID deaths	Health Workers
Erongo	14 331	2 958	1 1103	265	227	5	349
Hardap	6 578	683	5 741	154	103	0	121
Karas	5 956	878	4 983	95	88	0	208
Kavango East	3 891	901	2 946	44	30	0	187
Kavango West	305	2	299	4	4	0	23
Khomas	37 458	14 670	22 240	547	457	1	1 406
Kunene	2 343	148	2 169	26	26	0	74
Ohangwena	2 136	426	1 663	45	33	2	95
Omaheke	3 109	167	2 847	95	76	0	67
Omusati	2 640	1 147	1 455	38	31	0	86
Oshana	5 931	469	5 379	82	56	1	355
Oshikoto	4 243	667	3 508	66	53	2	200
Otjozondjupa	6 703	1 190	5 349	164	120	0	195
Zambezi	1 463	335	1 091	37	29	0	59
<b>Total</b>	<b>97 087</b>	<b>24 641</b>	<b>70 773</b>	<b>1 662</b>	<b>1 333</b>	<b>11</b>	<b>3 425</b>

# EPIDEMIOLOGICAL SITUATION IN NAMIBIA

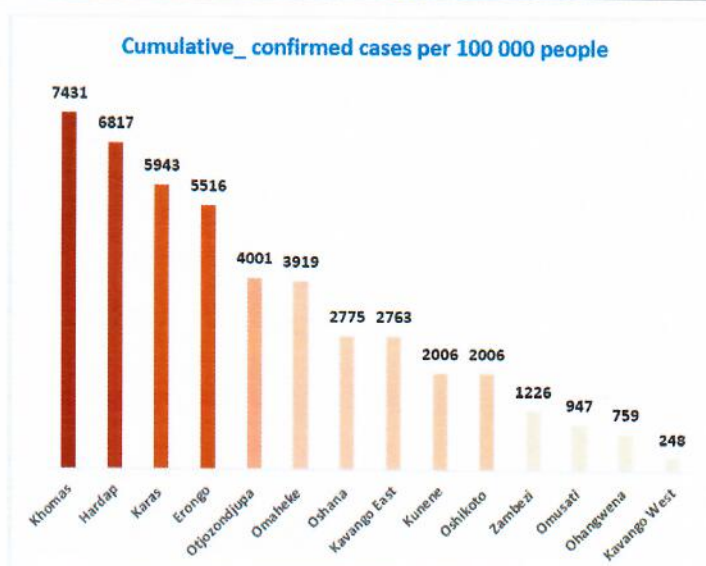
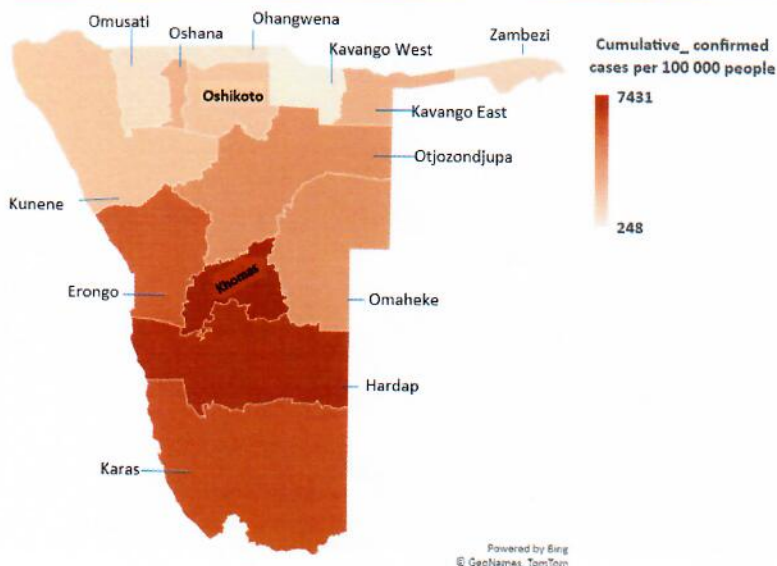


- Of the total confirmed cases, **59 193 (61%)** are in the 20-49 years age-brackets which constitutes the majority of the recorded cases.
- A total of **16 305 (17%)** of the confirmed cases are among the 5-19 years category.
- The under 5 years age group make up **2 032 (2%)** of the total cases whereas, **8 227 (8%)** are above 60 years of age.

**Figure 1: Age and Sex distribution of COVID-19 confirmed cases 03 July 2021**

**Table 2: The current distribution for hospitalization of confirmed cases by region, 03 July 2021**

Region	Hospitalized confirmed cases	Intensive Care Unit
Erongo	81	15
Hardap	19	0
Kharas	28	0
Kavango East	2	0
Kavango West	0	0
Khomas	253	63
Kunene	13	0
Ohangwena	10	0
Omaheke	12	4
Omusati	9	0
Oshana	59	21
Oshikoto	12	3
Otjozondjupa	49	0
Zambezi	13	0
<b>Total</b>	<b>560</b>	<b>106</b>



**Figure 2: Distribution of cumulative confirmed cases per 100 000 by region, 03 July 2021**

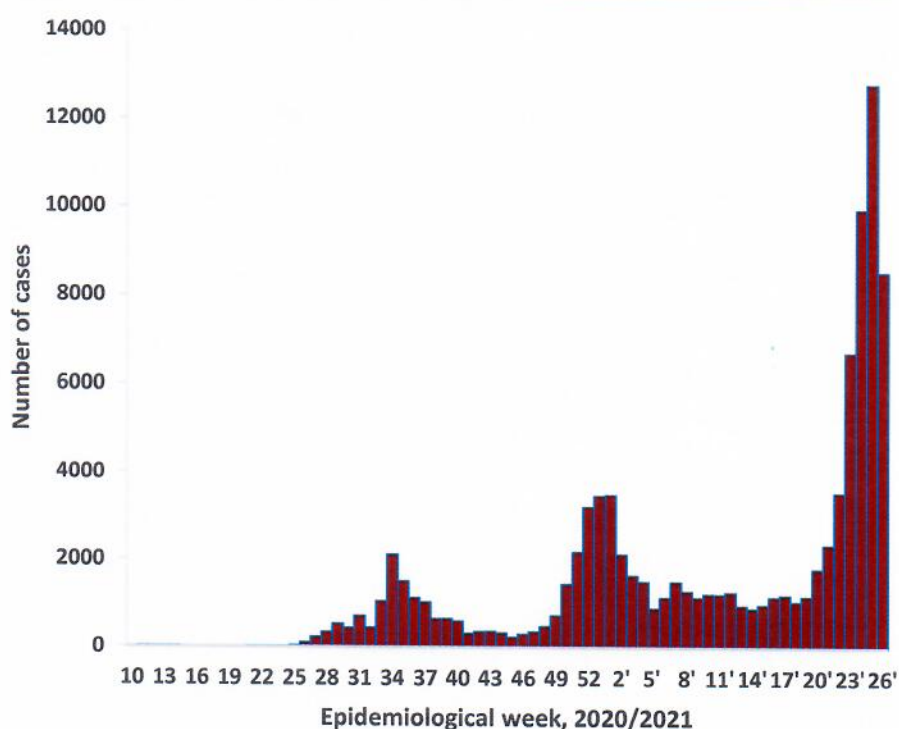
**Table 3: Summary of COVID-19 vaccine doses administered, as of 03 July 2021**

Region	Cumulative no. of persons vaccinated with doses of Sinopharm and AstraZeneca		Cumulative no. of Healthcare Workers vaccinated with doses of Sinopharm and AstraZeneca	
Erongo	12 903	2 484	633	298
Hardap	5 560	1 194	328	116
Kharas	5 015	1 174	509	136
Kavango East	6 732	1 989	687	214
Kavango West	3 101	735	247	55
Khomas	40 566	6 924	2 429	834
Kunene	5 729	1 404	461	277
Ohangwena	6 408	1 380	502	175
Omaheke	5 227	985	283	118
Omusati	7 333	1 104	669	148
Oshana	7 158	2 309	955	474
Oshikoto	5 148	827	476	177
Otjozondjupa	11 039	2 937	576	217
Zambezi	2 273	725	331	175
<b>Total</b>	<b>124 192</b>	<b>26 171</b>	<b>9 086</b>	<b>3 414</b>

➤ The highest peak of **12 787 (13%)** cases was recorded during week 25' of 2021 (Figure 3).

➤ The National Call Center continues operations for 24 hours daily.

➤ Today (03/07/2021), **550** calls were answered including **8** alerts.



**Figure 3: Epi-curve for confirmed COVID-19 cases, 03 July 2021**

**Table 4: Number of people in mandatory quarantine facilities, 03 July 2021**

Region	Newly quarantined 24 hours	Cumulative number	Number discharged	Number in quarantine now
Erongo	0	6 174	5 698	476
Hardap	7	2 584	2 517	67
Kavango (East and West)	0	1 545	1 532	13
Khomas	0	3 626	3 590	36
Kharas	0	7 849	7 370	479
Kunene	0	5 815	5 555	260
Ohangwena	0	695	695	0
Omaheke	0	10 647	10 017	630
Omusati	0	1 892	1 270	622
Oshana	0	400	400	0
Oshikoto	0	17 057	15 440	1617
Otjozondjupa	0	1 540	1 540	0
Zambezi	0	1 991	1 819	172
<b>Total</b>	<b>7</b>	<b>61 815</b>	<b>57 443</b>	<b>4 372</b>

➤ Since March 2020, **61 815** people have been placed into mandatory quarantine facilities around the country.

➤ A total of **4 372** people are currently in quarantine, with **7** new admissions.

**Table 5: COVID-19 specimen recorded at the Laboratories  
03 July 2021**

VARIABLES	TOTAL
Total samples received by the Laboratory	542 060
Total samples tested	528 878
Total samples re-tested	13 065
Total positive results	97 087
Total negative results	431 738
Total samples discarded	117
Invalid results	0
Total pending results	46
Indeterminant/Inconclusive	7
Suspected cases in 24 hours (excluding re-tests)	2 799

- The laboratory testing capacity has been enhanced; with a total of thirteen (13) laboratories carrying out the testing of samples: NIP (including Oshakati), Path-Care, UNAM Molecular, Central Veterinary Laboratory, Namib Poultry, NAMDEB Molecular, NamPath, Namibia Central Pathology, DiagnoLab, High Care, Alpha Medical Laboratory, Des-Jo Medical Test Centre and ProQuest Diagnostic Laboratory.
- To date, **541 943** tests (including **13 065** re-tests) have been conducted by authorized laboratories.
- Since the beginning of the outbreak, **114 832** contacts of confirmed cases have been identified, **220** new contacts were identified within the last 24 hours from 7 regions.
- Cumulatively, **106 616** contacts have completed their monitoring period, while **134** contacts are lost to follow-up and a total of **17 714 (18%)** contacts of confirmed cases have tested positive.
- Today, **3 342 (44%)** out of **7 560** active contacts were monitored.

#### PUBLIC HEALTH ACTION (S)

- The COVID-19 vaccination programme is ongoing throughout the country
- The government and development partners continue to prioritize the continuation of essential health services.

#### CHALLENGES


- Non-adherence to COVID-19 Infection Prevention and Control (IPC) measures by the general public.
- High infection rate countrywide.

#### RECOMMENDATIONS

- Continue to give awareness on the importance of adhering to COVID-19 IPC measures; with the involvement of the Security Cluster.
- Continue to encourage the public to take the vaccine to increase herd immunity.


APPROVED


  
 INCIDENT MANAGER  
 03 JULY 2021

  
 SECRETARIAT

For enquiries, please contact  
**Namibia Public Health Emergency Operations Centre;**

 [PHEOC@mhss.gov.na](mailto:PHEOC@mhss.gov.na)

 0800 100 100

 0851 100 100