



NAMIBIA COVID-19 SITUATION REPORT NO. 473

Outbreak Name	COVID-19 outbreak	Country affected	Namibia
Date & Time	04.07.2021 20h00	Investigation start Date	13 March 2020
Prepared by	Surveillance Team		

HIGHLIGHTS/SITUATION UPDATE (04/07/2021)

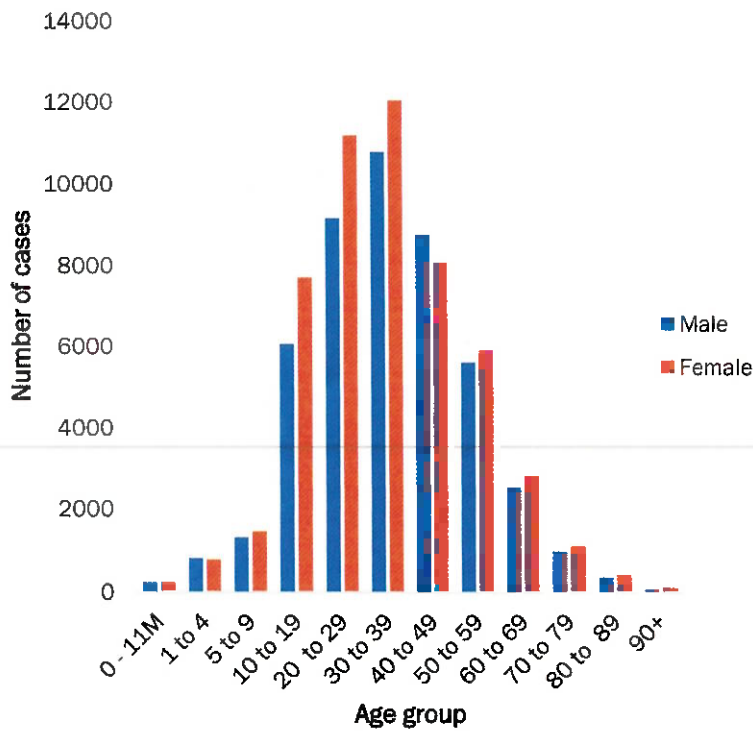
CUMULATIVE	TOTAL TODAY
Tested 545 882	Tested 3 939
Confirmed 98 522	Confirmed 1 435
Active 25 303	Active 25 303
Recoveries 71 518	Recoveries 745
Vaccinated 1 st dose 124 586 2 nd dose 26 325	Vaccinated 1 st dose 394 2 nd dose 154
Deaths 1 690	Deaths 28

- A total of **98 522** cases have been recorded to-date, representing **4%** of the total population (**2 550 226**).
- More female cases **51 774 (53%)** have been recorded compared to male cases **46 748 (47%)**.
- Of the total confirmed cases, **3 475 (4%)** are Health Workers.
 - 2 847 (82%) State; 622 (18%) Private, 6 (0.2%) Non-Governmental Organizations.
 - 2 928 (84%) recoveries and 12 (0.3%) deaths.
- The recovery rate now stands at **73%**.
- All fourteen (14) regions have reported confirmed cases; **Khomas and Erongo** regions reported the highest with **37 686 (38%)** and **14 586 (15%)** respectively.
- Of the total fatalities, **1 496 (88%)** are COVID-19 deaths while **194 (12%)** are COVID-19 related deaths. The case fatality rate now stands at **2%**.

Table 1: Distribution of confirmed COVID-19 cases by region, 04 July 2021

Region	Total No. of cases	Active cases	Recoveries	Cumulative Deaths	Cumulative deaths with co-morbidities	Non-COVID deaths	Health Workers
Erongo	14 586	3 210	11 103	268	230	5	351
Hardap	6 638	624	5 859	155	104	0	121
Karas	5 987	628	5 264	95	88	0	208
Kavango East	3 988	998	2 946	44	30	0	191
Kavango West	312	7	301	4	4	0	24
Khomas	37 686	14 880	22 240	565	474	1	1 406
Kunene	2 388	139	2 221	28	28	0	75
Oshana	2 194	484	1 663	45	33	2	95
Omaheke	3 198	256	2 847	95	76	0	67
Omusati	2 681	1 188	1 455	38	31	0	88
Oshana	6 189	561	5 545	82	56	1	392
Oshikoto	4 311	734	3 508	67	54	2	202
Otjozondjupa	6 868	1 269	5 434	165	121	0	196
Zambezi	1 496	325	1 132	39	29	0	59
Total	98 522	25 303	71 518	1 690	1 358	11	3 475

EPIDEMIOLOGICAL SITUATION IN NAMIBIA



- Of the total confirmed cases, **60 020 (61%)** are in the 20-49 years age-brackets which constitutes the majority of the recorded cases.
- A total of **16 532 (17%)** of the confirmed cases are among the 5-19 years category.
- The under 5 years age group make up **2 057 (2%)** of the total cases whereas, **8 404 (9%)** are above 60 years of age.

Figure 1: Age and Sex distribution of COVID-19 confirmed cases
04 July 2021

Table 2: The current distribution for hospitalization of confirmed cases by region, 04 July 2021

Region	Hospitalized confirmed cases	Intensive Care Unit
Erongo	67	16
Hardap	21	0
Kharas	29	0
Kavango East	2	0
Kavango West	0	0
Khomas	234	56
Kunene	13	0
Ohangwena	9	0
Omaheke	12	4
Omusati	8	0
Oshana	56	19
Oshikoto	12	3
Otjozondjupa	32	5
Zambezi	11	0
Total	506	103

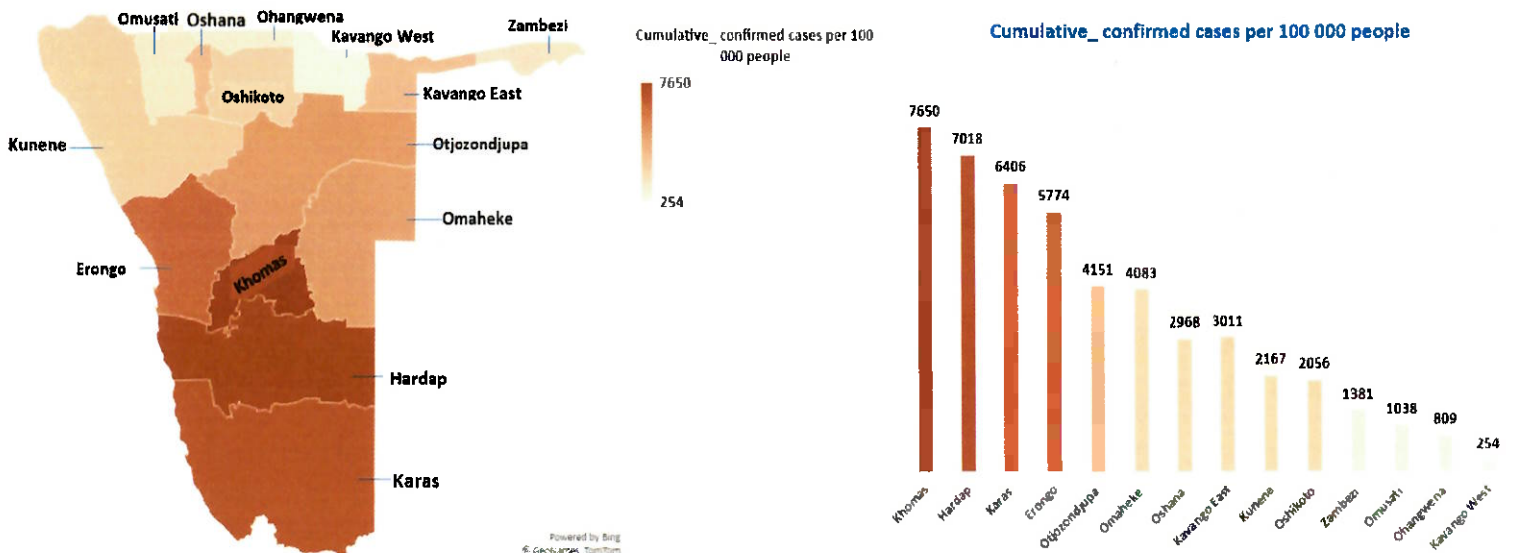


Figure 2: Distribution of cumulative confirmed cases per 100 000 by region, 04 July 2021

Table 3: Summary of COVID-19 vaccine doses administered, as of 04 July 2021

Region	Cumulative no. of persons vaccinated with doses of Sinopharm and AstraZeneca		Cumulative no. of Healthcare Workers vaccinated with doses of Sinopharm and AstraZeneca	
	1 st doses	2 nd doses	1 st doses	2 nd doses
Erongo	12 903	2 484	633	298
Hardap	5 560	1 194	328	116
Kharas	5 087	1 197	509	138
Kavango East	6 774	2 055	694	225
Kavango West	3 101	735	247	55
Khomas	40 566	6 924	2429	834
Kunene	5 773	1 408	462	278
Ohangwena	6 408	1 380	502	175
Omaheke	5 227	985	283	118
Omusati	7 561	1 159	670	151
Oshana	7 158	2 309	955	474
Oshikoto	5 148	827	476	177
Otjozondjupa	11 039	2 937	576	217
Zambezi	2 281	731	339	178
Total	124 586	26 325	9 103	3 434

➤ The highest peak of **12 787 (13%)** cases was recorded during week 25' of 2021 (Figure 3).

➤ The National Call Center continues operations for 24 hours daily.
 ➤ Today (04/07/2021), **612** calls were answered including **9** alerts.

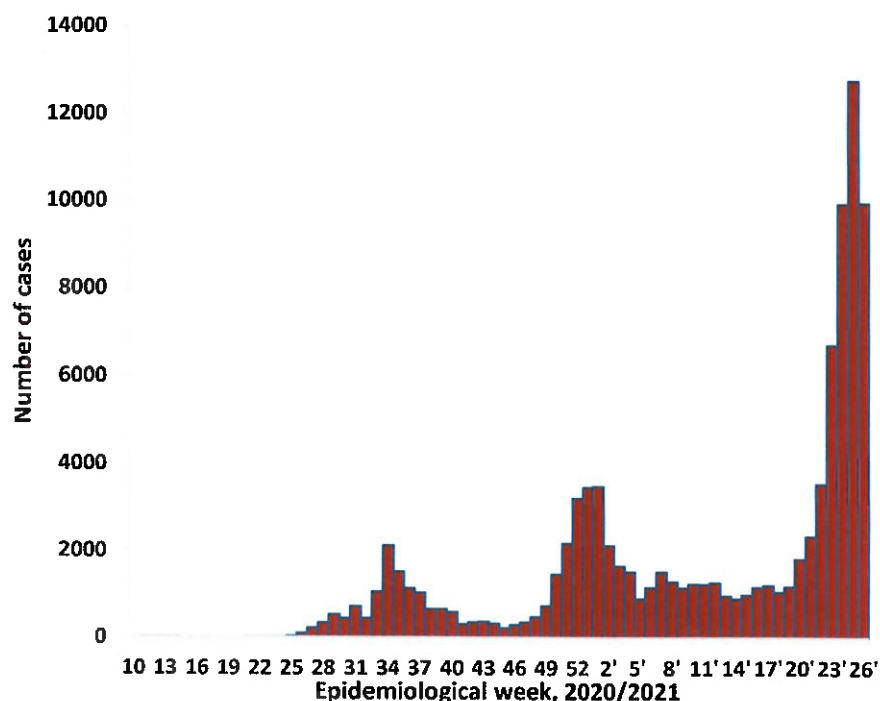


Figure 3: Epi-curve for confirmed COVID-19 cases, 04 July 2021

Table 4: Number of people in mandatory quarantine facilities, 04 July 2021

Region	Newly quarantined 24 hours	Cumulative number	Number discharged	Number in quarantine now
Erongo	0	6 174	5 698	476
Hardap	4	2 588	2 534	54
Kavango (East and West)	4	1 549	1 534	15
Khomas	0	3 626	3 617	9
Kharas	52	7 901	7 370	531
Kunene	186	6 001	5 812	189
Ohangwena	0	695	695	0
Omaheke	0	10 647	10 017	630
Omusati	0	1 892	1 270	622
Oshana	0	400	400	0
Oshikoto	0	17 057	15 440	1 617
Otjozondjupa	0	1 540	1 540	0
Zambezi	0	1 991	1 819	172
Total	246	62 061	57 746	4 315

➤ Since March 2020, **62 061** people have been placed into mandatory quarantine facilities around the country.

➤ A total of **4 315** people are currently in quarantine, with **246** new admissions.

**Table 5: COVID-19 specimen recorded at the Laboratories
04 July 2021**

VARIABLES	TOTAL
Total samples received by the Laboratory	545 999
Total samples tested	532 774
Total samples re-tested	13 108
Total positive results	98 522
Total negative results	434 199
Total samples discarded	117
Invalid results	0
Total pending results	46
Indeterminant/Inconclusive	7
Suspected cases in 24 hours (excluding re-tests)	3 896

- The laboratory testing capacity has been enhanced; with a total of thirteen (13) laboratories carrying out the testing of samples: NIP (including Oshakati), Path-Care, UNAM Molecular, Central Veterinary Laboratory, Namib Poultry, NAMDEB Molecular, NamPath, Namibia Central Pathology, DiagnoLab, High Care, Alpha Medical Laboratory, Des-Jo Medical Test Centre and ProQuest Diagnostic Laboratory.
- To date, **545 882** tests (including **13 108** re-tests) have been conducted by authorized laboratories.
- Since the beginning of the outbreak, **115 570** contacts of confirmed cases have been identified, **738** new contacts were identified within the last 24 hours from 13 regions.
- Cumulatively, **107 430** contacts have completed their monitoring period, while **134** contacts are lost to follow-up and a total of **17 938 (18%)** contacts of confirmed cases have tested positive.
- Today, **4 752 (64%)** out of **7 458** active contacts were monitored.

PUBLIC HEALTH ACTION (S)

- The COVID-19 vaccination programme is ongoing throughout the country
- The government and development partners continue to prioritize the continuation of essential health services.

CHALLENGES

- Non-adherence to COVID-19 Infection Prevention and Control (IPC) measures by the general public.
- High infection rate countrywide.


RECOMMENDATIONS

- Continue to give awareness on the importance of adhering to COVID-19 IPC measures; with the involvement of the Security Cluster.
- Continue to encourage the public to take the vaccine to increase herd immunity.

APPROVED





INCIDENT MANAGER
04 JULY 2021




SECRETARIAT

For enquiries, please contact
Namibia Public Health Emergency Operations Centre;

 PHEOC@mhss.gov.na

 0800 100 100

 0851 100 100