



NAMIBIA COVID-19 SITUATION REPORT NO. 486

Outbreak Name	COVID-19 outbreak	Country affected	Namibia
Date & Time	17.07.2021 20h00	Investigation start Date	13 March 2020
Prepared by	Surveillance Team		

HIGHLIGHTS/SITUATION UPDATE (17/07/2021)

CUMULATIVE	TOTAL TODAY
Tested 585 243	Tested 2 172
Confirmed 112 824	Confirmed 664
Active 22 503	Active 22 503
Recoveries 87 778	Recoveries 465
Vaccinated 1 st doses 136 181 2 nd doses 34 788	Vaccinated 1 st doses 5 2 nd doses 2
Death 2 532	Death 26

- A total of **112 824** cases have been recorded to-date, representing **4%** of the total population (**2 550 226**).
- More female cases **59 587 (53%)** have been recorded compared to male cases **53 237 (47%)**.
- Of the total confirmed cases, **3 844 (3%)** are Health Workers.
 - 3 191 (83%) State; 645 (17%) Private, 8 (0.2%) Non-Governmental Organizations.
 - 3 475 (90%) recoveries and 13 (0.3%) deaths.
- The recovery rate now stands at **78%**.
- All fourteen (14) regions have reported confirmed cases; **Khomas and Erongo** regions reported the highest with **39 927 (35%)** and **16 738 (15%)** respectively.
- Of the total fatalities, **2 298 (91%)** are COVID-19 deaths while **234 (9%)** are COVID-19 related deaths. The case fatality rate now stands at **2%**.

Table 1: Distribution of confirmed COVID-19 cases by region, 17 July 2021

Region	Total No. of cases	Active cases	Recoveries	Cumulative Deaths	Cumulative deaths with co-morbidities	Non-COVID deaths	Health Workers
Erongo	16 738	1 527	14 869	337	283	5	387
Hardap	7 107	384	6 544	179	123	0	122
Karas	6 845	479	6 239	127	114	0	217
Kavango East	5 027	756	4 162	109	80	0	233
Kavango West	467	95	365	7	6	0	34
Khomas	39 927	15 035	24 136	755	601	1	1 443
Kunene	2 899	184	2 672	43	40	0	79
Ohangwena	2 982	728	2 184	68	47	2	114
Omaheke	3 483	62	3 203	218	157	0	67
Omusati	3 928	517	3 327	84	59	0	133
Oshana	7 472	528	6 738	205	137	1	461
Oshikoto	5 449	257	5 083	107	93	2	256
Otjozondjupa	8 280	1 290	6 765	225	157	0	213
Zambezi	2 220	661	1 491	68	40	0	85
Total	112 824	22 503	87 778	2 532	1 937	11	3 844

EPIDEMIOLOGICAL SITUATION IN NAMIBIA

- Of the total confirmed cases, **68 449 (61%)** are in the 20-49 years age-brackets which constitutes the majority of the recorded cases.
- A total of **18 191 (16%)** of the confirmed cases are among the 5-19 years category.
- The under 5 years age group make up **2 358 (2%)** of the total cases whereas, **10 355 (9%)** are above 60 years of age.

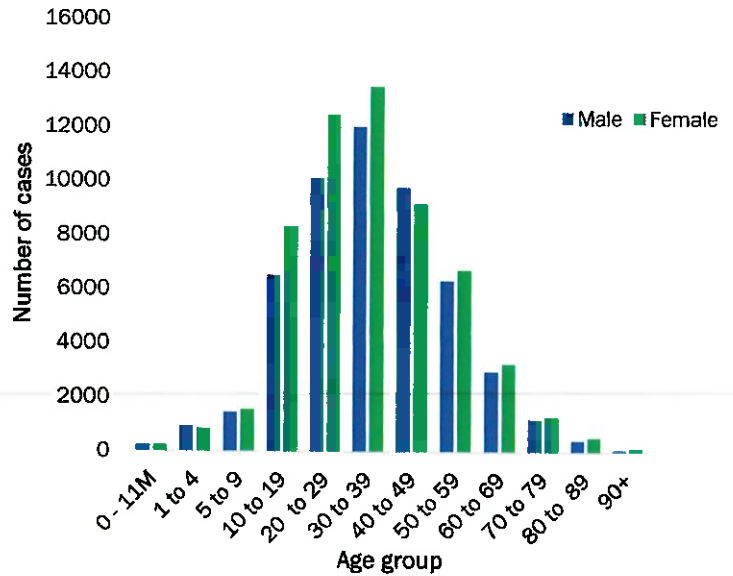
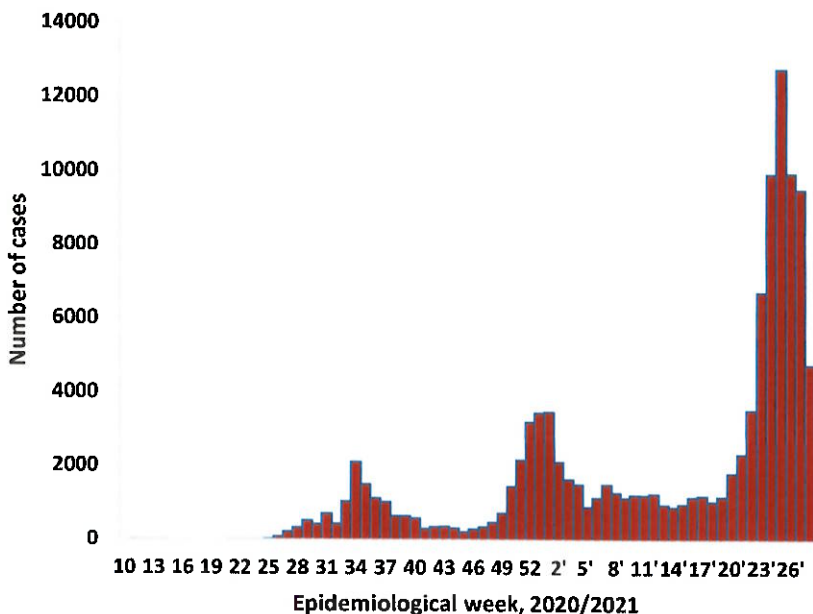


Figure 1: Age and Sex distribution of COVID-19 confirmed cases 17 July 2021

Table 2: The current distribution for hospitalization of confirmed cases by region, 17 July 2021

Region	Hospitalized confirmed cases	Intensive Care Unit
Erongo	70	18
Hardap	15	0
Kharas	28	3
Kavango East	21	5
Kavango West	0	0
Khomas	219	60
Kunene	19	0
Ohangwena	13	0
Omaheke	14	4
Omusati	23	0
Oshana	62	14
Oshikoto	23	9
Otjozondjupa	49	2
Zambezi	7	0
Total	563	115



- The highest peak of **12 787 (11%)** cases was recorded during week 25' of 2021 (Figure 2).

- The National Call Center continues operations for 24 hours daily.
- Today (17/07/2021), **465** calls were answered including **10** alerts.

Figure 2: Epi-curve for confirmed COVID-19 cases, 17 July 2021

Table 3: COVID-19 specimen recorded at the Laboratories 17 July 2021

VARIABLES	TOTAL
Total samples received by the Laboratory	585 360
Total samples tested	571 689
Total samples re-tested	13 554
Total positive results	112 824
Total negative results	458 812
Total samples discarded	117
Invalid results	0
Total pending results	46
Indeterminant/Inconclusive	7
Suspected cases in 24 hours (excluding re-tests)	2 157

- The laboratory testing capacity has been enhanced; with a total of thirteen (13) laboratories carrying out the testing of samples: NIP (including Oshakati), Path-Care, UNAM Molecular, Central Veterinary Laboratory, Namib Poultry, NAMDEB Molecular, NamPath, Namibia Central Pathology, DiagnoLab, High Care, Alpha Medical Laboratory, Des-Jo Medical Test Centre and ProQuest Diagnostic Laboratory.
- To date, **585 243** tests (including **13 554** re-tests) have been conducted by authorized laboratories.
- Since the beginning of the outbreak, **124 257** contacts of confirmed cases have been identified, **150** new contacts were identified within the last 24 hours from 8 regions.
- Cumulatively, **117 541** contacts have completed their monitoring period, while **134** contacts are lost to follow-up and a total of **20 560 (18%)** contacts of confirmed cases have tested positive.
- Today, **824 (17%)** out of **4 862** active contacts were monitored.

Table 4: Number of people in quarantine, 17 July 2021

Region	Newly quarantined 24 hours	Cumulative number	Number discharged	Number in quarantine now
Erongo	1	6 898	5 796	1 102
Hardap	3	2 742	2 720	22
Kavango (East and West)	0	1 570	1 557	13
Khomas	0	3 638	3 630	8
Kharas	0	8 748	7 849	899
Kunene	0	6 079	5 823	256
Ohangwena	0	695	695	0
Omaheke	0	11 442	11 220	222
Omusati	0	2 059	1 781	278
Oshana	0	400	400	0
Oshikoto	0	18 706	17 714	992
Otjozondjupa	0	1 540	1 540	0
Zambezi	0	1 991	1 819	172
Total	4	66 508	62 544	3 964

- Since March 2020, **66 508** people have been placed into quarantine around the country.
- A total of **3 964** people are currently in quarantine, with **4** new admissions.

Table 5: Summary of COVID-19 vaccine doses administered, as of 17 July 2021

Region	Cumulative no. of persons vaccinated with doses of Sinopharm and AstraZeneca		Cumulative no. of Healthcare Workers vaccinated with doses of Sinopharm and AstraZeneca	
	1 st doses	2 nd doses	1 st doses	2 nd doses
Erongo	14 476	3 001	684	341
Hardap	6 410	1 562	350	146
Kharas	5 933	1 657	519	162
Kavango East	7 415	2 416	744	290
Kavango West	3 244	737	252	57
Khomas	41 406	8 693	2 476	949
Kunene	6 231	1 580	480	290
Ohangwena	7 568	2 009	532	241
Omaheke	5 837	1 477	296	162
Omusati	8 699	2 034	693	297
Oshana	8 039	2 883	1 007	508
Oshikoto	6 340	1 840	533	272
Otjozondjupa	11 945	3 956	609	279
Zambezi	2 638	943	367	200
Total	136 181	34 788	9 542	4 194

PUBLIC HEALTH ACTION (S)

- The COVID-19 vaccination programme is ongoing throughout the country
- The government and development partners continue to prioritize the continuation of essential health services.

CHALLENGES

- Non-adherence to COVID-19 Infection Prevention and Control (IPC) measures by the general public.
- High infection rate countrywide.


RECOMMENDATIONS

- Continue to give awareness on the importance of adhering to COVID-19 IPC measures; with the involvement of the Security Cluster.
- Continue to encourage the public to take the vaccine to increase herd immunity.

APPROVED



INCIDENT MANAGER
17 JULY 2021



SECRETARIAT

For enquiries, please contact

Namibia Public Health Emergency Operations Centre;



PHEOC@mhss.gov.na



0800 100 100



0851 100 100